

# International Coal Report

JULY 2018



## INTERNATIONAL OVERVIEW

- > July 2018 saw volumes drop slightly versus June, with a total of 34,068,000 metric tonnes traded at CME on both the coal futures and options markets.
- > 24,603,000 metric tonnes were in the futures contracts.
- > Open Interest rose again and sat at a total of 48,768,000 metric tonnes across all contracts.
- > The biggest trade day was on 5th July with a total of 4,587,000 m/t traded.

## International Coal (lots) Futures and Options

July 2018

	Monthly Volume	Previous Month	ADV	Previous Month	Open Interest (end of month)	Previous Month
API2 cif ARA	30,755	31,411	1,465	1,496	42,747	39,757
API4 fob Richards Bay	3,043	3,430	145	163	5,771	4,997
API 5 fob Newcastle	30	120	1	6	35	205
API 8 CFR South China	–	–	–	–	–	–
ICI4 Indonesian Coal	240	125	11	6	215	110
<b>Total</b>	<b>34,068</b>					

\*lots = 1,000 metric tonnes

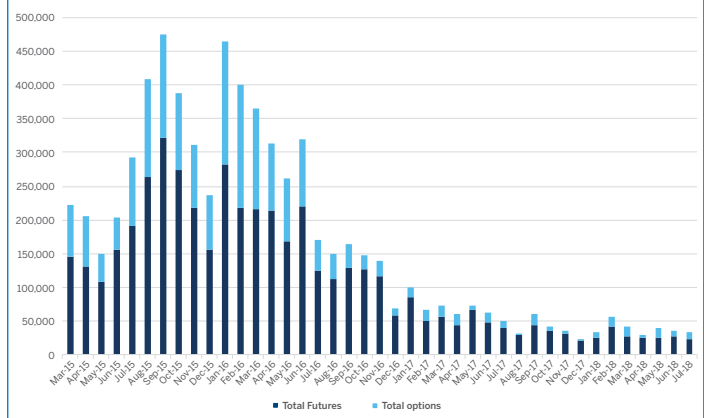
## Coal (ICI 4) Indonesian Coal Index (Argus/Coalindo) Futures

A total of 240 lots traded over the period, which represents a 92% increase over last month's volume.

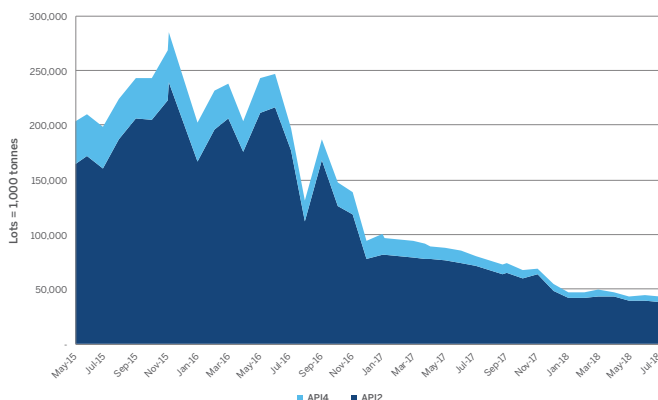
ICI 4 is a new financial futures contract covering the most widely traded Indonesian coal grade. This contract is cash settled to the ICI 4™ index price published in the Argus/Coalindo Indonesian Coal Price Index Report.

Contact Simon Gadd (Europe) or Nicolas Dupuis (Asia) to learn more.

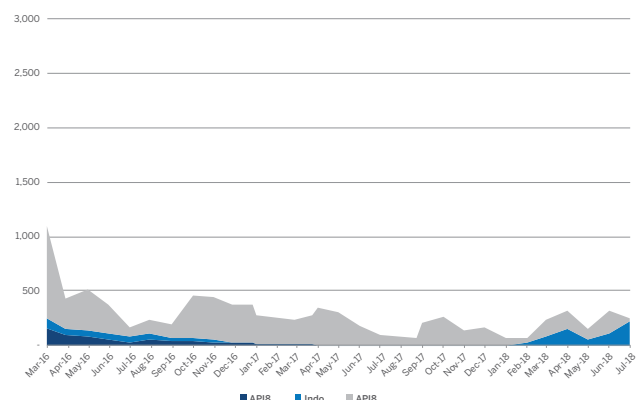
## CME Total Coal Futures & Options – International Coal



## CME Coal Open Interest



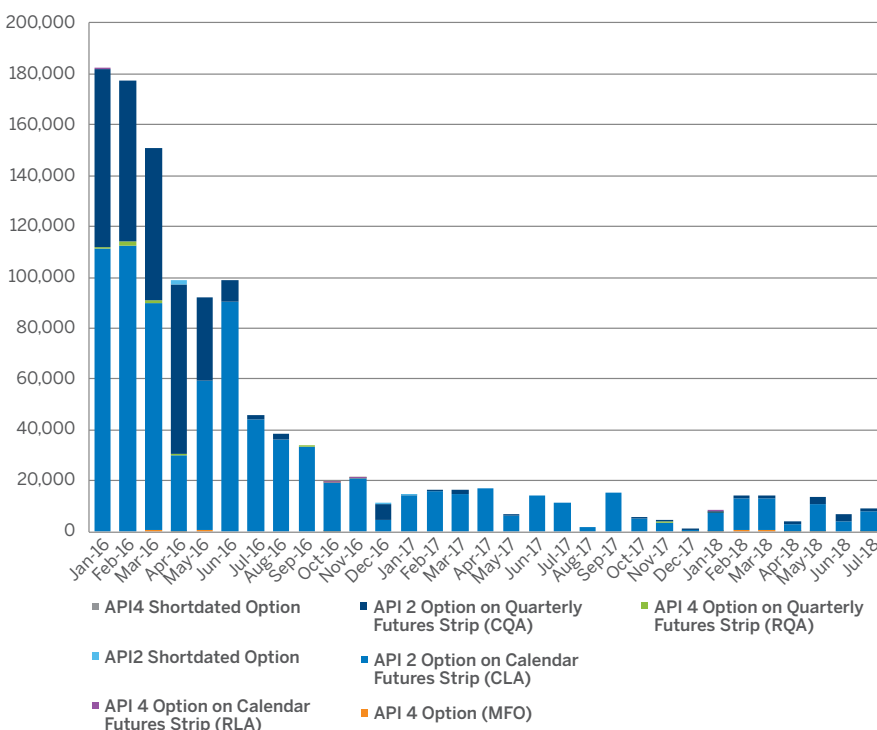
## CME Asian Coal Futures Open Interest



## OPTIONS HIGHLIGHTS

- > CME options volumes rose again in July, with a total of 9,465,000 m/t traded.
- > This equated to 28% of the overall coal volume traded at CME.
- > 99% of the volume was in API2 options contracts.
- > Our highest options day was on the 9th July with 2,250,000 m/t traded.

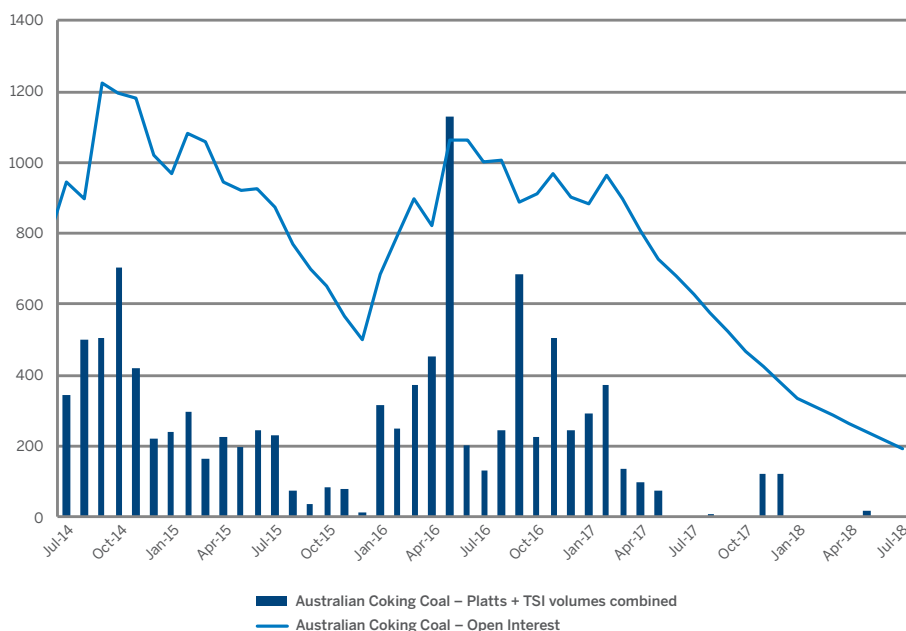
## CME Total International Coal Options



## COKING COAL HIGHLIGHTS

- > The NYMEX coking coal OI declined to 192,000 m/t by the end of July.
- > No lots were traded on coking coal during the month.

## Australian Coking Coal Volume and OI



CME Group is a trademark of CME Group Inc. The Globe Logo, CME, Chicago Mercantile Exchange, and CME Globex are trademarks of Chicago Mercantile Exchange Inc. ClearPort, New York Mercantile Exchange and NYMEX are registered trademarks of New York Mercantile Exchange, Inc.

The information in this report has been compiled by CME Group for general purposes only. Although every attempt has been made to ensure the accuracy of the information within this brochure, CME Group assumes no responsibility for any errors or omissions. Current NYMEX and CME rules should be consulted in all cases concerning contract specifications.

Futures and options on futures trading is not suitable for all investors, and involves the risk of loss. Futures are a leveraged investment, and because only a percentage of a contract's value is required to trade, it is possible to lose more than the amount of money deposited for a futures position. Therefore, traders should only use funds that they can afford to lose without affecting their lifestyles. And only a portion of those funds should be devoted to any one trade because they cannot expect to profit on every trade. All examples in this brochure are used for explanation purposes only and should not be considered investment advice.