

# International Coal Report

APRIL 2017



## INTERNATIONAL OVERVIEW

- > April 2017 saw a 15% decrease in volumes on the previous month with a total of 61,170,000 metric tonnes traded at CME across both the coal futures and the options markets
- > 43,830,000 metric tonnes were in the futures contracts.
- > Open Interest remained relatively flat on the previous month and sat at a total of 89,888 across all contracts.
- > The biggest trade day was on 4th April with a total of 7,711,000 m/t traded.

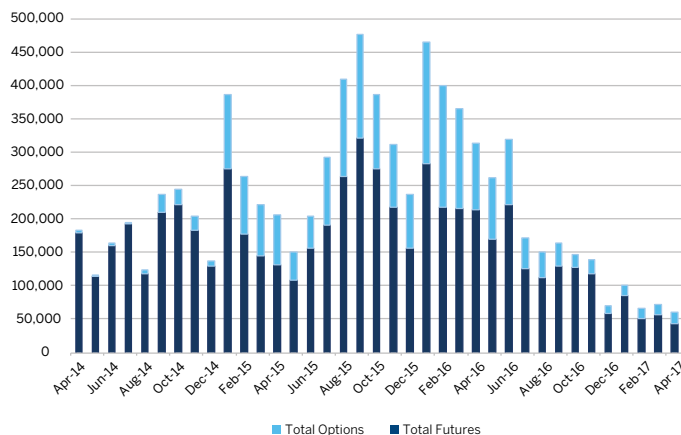
## International Coal (lots) Futures and Options

April 2017

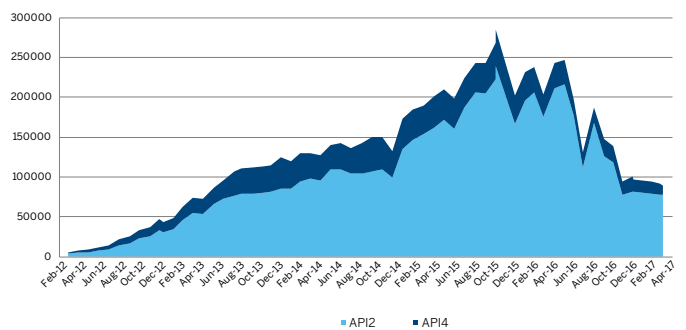
	Monthly Volume	Previous Month	ADV	Previous Month	Open Interest (end of month)	Previous Month
API2 cif ARA	55,606	66,754	2,927	2,418	76,998	78,040
API4 fob Richards Bay	5,319	5,650	280	231	12,545	13,771
API 8 CFR South China	-	-	-	-	-	5
API 5 fob Newcastle	245	410	13	11	345	275
Indonesian Coal Sub-bit	-	-	-	-	-	-
<b>Total</b>	<b>61,170</b>					

\*lots = 1,000 metric tonnes

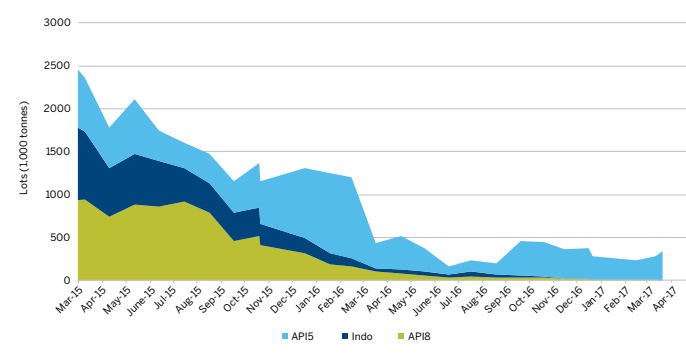
## CME Total Coal Futures & Options – International Coal



## CME Coal Open Interest



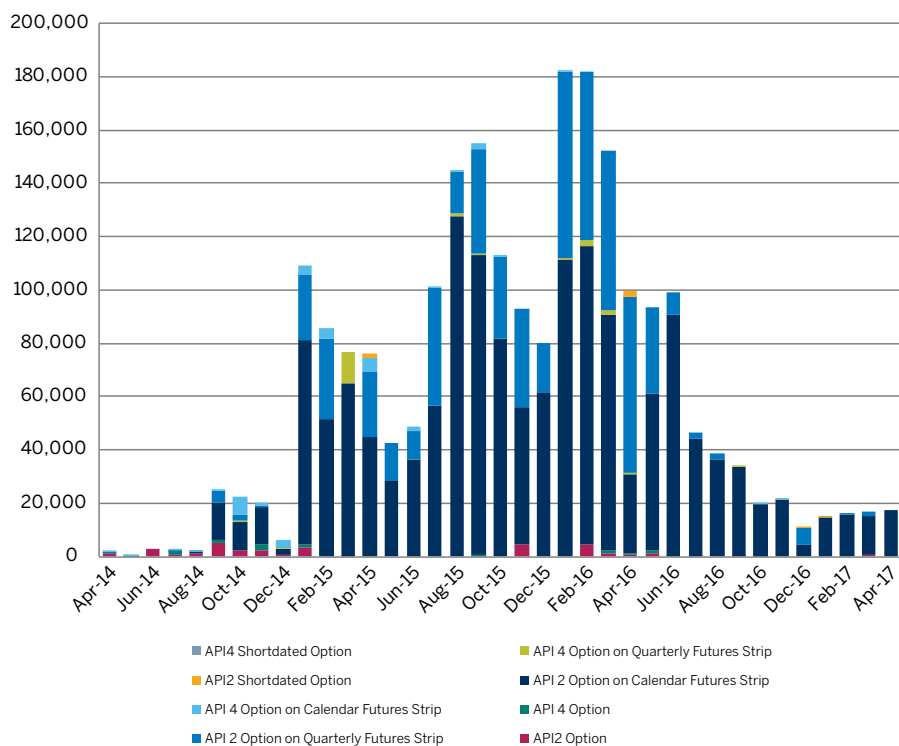
## CME Asian Coal Futures Open Interest



## OPTIONS HIGHLIGHTS

- > CME options activity was up 2% again on the previous month with a total of 17,340,000 m/t traded.
- > This equated to 28% of the overall coal volume traded at CME.
- > 100% of the volume was in API2 options contracts.
- > Our highest options day was on the 6th April with 3,240,000 m/t traded.

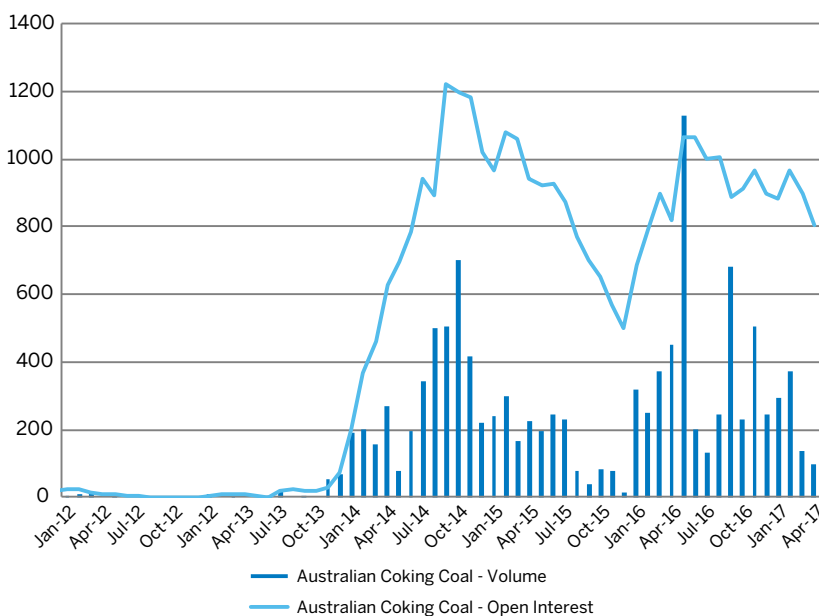
## CME Total International Coal Options



## COKING COAL HIGHLIGHTS

- > The coking coal volume was down on the previous month with a total of 97,000 m/t traded and cleared this month.
- > The highest trade day was on 3rd April with 51,000 metric tonnes traded

## Australian Coking Coal Volume and OI





#### CME GROUP HEADQUARTERS

20 South Wacker Drive  
Chicago, Illinois 60606  
[cmegroup.com](http://cmegroup.com)

#### CME GROUP GLOBAL OFFICES

**Chicago**  
+1 312 930 1000  
**Singapore**  
+65 6593 5555  
**Houston**  
+1 713 658 2347  
**Tokyo**  
+81 3 3242 6228

**New York**  
+1 212 299 2000  
**Calgary**  
+1 403 444 6876  
**São Paulo**  
+55 11 2787 6451  
**Washington D.C.**  
+1 202 638 3838

**London**  
+44 20 3379 3700  
**Hong Kong**  
+852 2582 2200  
**Seoul**  
+82 2 6336 6722

CME Group is a trademark of CME Group Inc. The Globe Logo, CME, Chicago Mercantile Exchange, and CME Globex are trademarks of Chicago Mercantile Exchange Inc. ClearPort, New York Mercantile Exchange and NYMEX are registered trademarks of New York Mercantile Exchange, Inc.

The information in this report has been compiled by CME Group for general purposes only. Although every attempt has been made to ensure the accuracy of the information within this brochure, CME Group assumes no responsibility for any errors or omissions. Current NYMEX and CME rules should be consulted in all cases concerning contract specifications.

Futures and options on futures trading is not suitable for all investors, and involves the risk of loss. Futures are a leveraged investment, and because only a percentage of a contract's value is required to trade, it is possible to lose more than the amount of money deposited for a futures position. Therefore, traders should only use funds that they can afford to lose without affecting their lifestyles. And only a portion of those funds should be devoted to any one trade because they cannot expect to profit on every trade. All examples in this brochure are used for explanation purposes only and should not be considered investment advice.