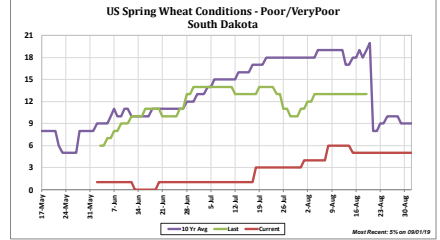
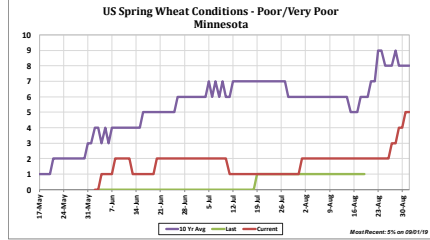
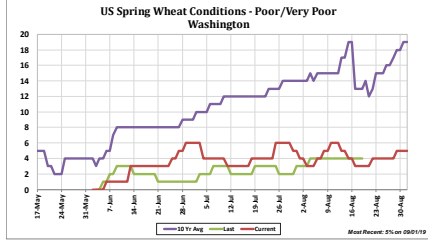
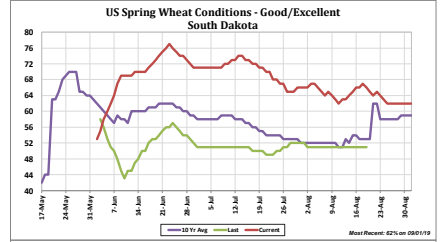
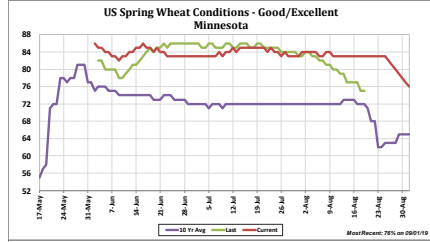
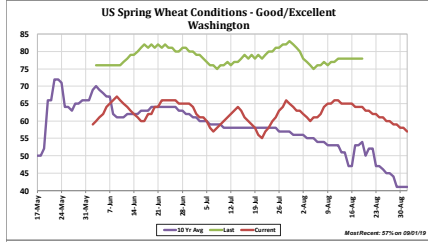
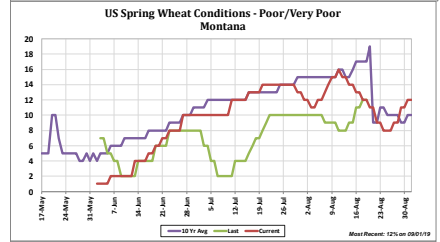
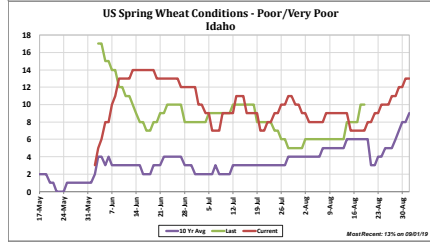
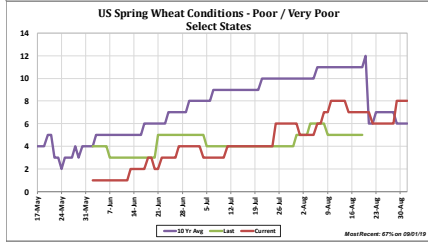
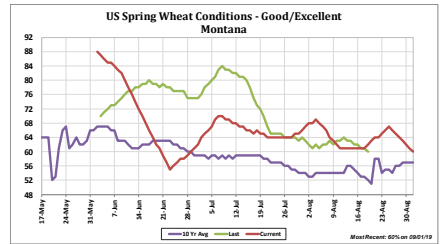
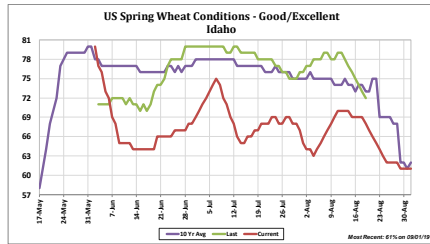
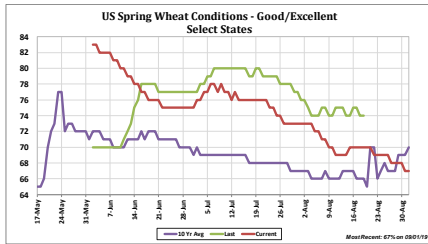




Spring Wheat Crop Conditions									
GoodExcellent	9/1	8/25	Change	Last Yr	10 Yr	High (Year)	Low(Year)	Yield Last	Area
Select States	67%	69%	-2%	74%	70%	74% (2018)	49% (1993)	49.2	12.430
North Dakota	71%	69%	+2%	-	81%	89% (2009)	59% (1993)	50.0	6.500
Montana	60%	67%	-7%	-	57%	75% (1993)	49% (2009)	34.0	2.600
Minnesota	76%	83%	-7%	-	65%	72% (2009)	9% (1993)	62.0	1.530
South Dakota	62%	62%	0%	-	59%	64% (2014)	32% (1993)	47.0	0.800
Washington	57%	61%	-4%	-	41%	53% (2013)	19% (2014)	46.0	0.520
Idaho	61%	62%	-1%	-	62%	92% (2009)	31% (2014)	87.0	0.480
PoorVeryPoor	9/1	8/25	Change	Last Yr	10 Yr	High (Year)	Low(Year)	Yield Last	Area
Select States	8%	6%	+2%	5%	6%	19% (1993)	5% (2018)	49.2	12.430
North Dakota	6%	7%	-1%	-	3%	11% (1993)	1% (2009)	50.0	6.500
Montana	12%	8%	+4%	-	10%	14% (2009)	6% (1993)	34.0	2.600
Minnesota	5%	2%	+3%	-	8%	49% (1993)	7% (2013)	62.0	1.530
South Dakota	5%	5%	0%	-	9%	26% (1993)	8% (2014)	47.0	0.800
Washington	5%	4%	+1%	-	19%	36% (2014)	8% (2009)	46.0	0.520
Idaho	13%	10%	+3%	-	9%	24% (2014)	0% (2013)	87.0	0.480

This report includes information from sources believed to be reliable and accurate as of the date of this publication, but no independent verification has been made and we do not guarantee its accuracy or completeness. Opinions expressed are subject to change without notice. Any information or recommendation contained herein: (i) is not based on, or tailored to, the commodity interest or cash market positions or other circumstances or characterizations of particular investors or traders; (ii) is not customized or personalized for any such investor or trader; and (iii) does not take into consideration, among other things, risk tolerance, net worth, or available risk capital. Any use or reliance upon the information or recommendations is at the sole discretion and election of the subscriber. The risk of loss in trading futures contracts or commodity options can be substantial, and traders should carefully consider the inherent risks of such trading in light of their financial condition. Any reproduction or retransmission of this report without the express written consent of The Hightower Report is strictly prohibited.



This report includes information from sources believed to be reliable and accurate as of the date of this publication, but no independent verification has been made and we do not guarantee its accuracy or completeness. Opinions expressed are subject to change without notice. Any information or recommendation contained herein: (i) is not based on, or tailored to, the commodity interest or cash market positions or other circumstances or characterizations of particular investors or traders; (ii) is not customized or personalized for any such investor or trader; and (iii) does not take into consideration, among other things, risk tolerance, net worth, or available risk capital. Any use or reliance upon the information or recommendations is at the sole discretion and election of the subscriber. The risk of loss in trading futures contracts or commodity options can be substantial, and traders should carefully consider the inherent risks of such trading in light of their financial condition. Any reproduction or retransmission of this report without the express written consent of The Hightower Report is strictly prohibited.