

Risk Monitor User Manual

1 November 2022



Neither futures trading nor swaps trading are suitable for all investors, and each involves the risk of loss. Swaps trading should only be undertaken by investors who are Eligible Contract Participants (ECPs) within the meaning of Section 1a(18) of the Commodity Exchange Act. Futures and swaps each are leveraged investments and, because only a percentage of a contract's value is required to trade, it is possible to lose more than the amount of money deposited for either a futures or swaps position. Therefore, traders should only use funds that they can afford to lose without affecting their lifestyles and only a portion of those funds should be devoted to any one trade because traders cannot expect to profit on every trade. All examples discussed are hypothetical situations, used for explanation purposes only, and should not be considered investment advice or the results of actual market experience.

CME Group, the Globe Logo and CME are trademarks of Chicago Mercantile Exchange Inc. CBOT is a trademark of the Board of Trade of the City of Chicago, Inc. NYMEX is a trademark of New York Mercantile Exchange, Inc. COMEX is a trademark of Commodity Exchange, Inc. All other trademarks are the property of their respective owners.

The information within this manual has been compiled by CME Group for general purposes only. CME Group assumes no responsibility for any errors or omissions. Additionally, all examples in this manual are hypothetical situations, used for explanation purposes only, and should not be considered investment advice or the results of actual market experience. All matters pertaining to rules and specifications herein are made subject to and are superseded by official CME, CBOT and NYMEX rules. Current rules should be consulted in all cases concerning contract specifications.

Copyright © 2023 CME Group Inc. All rights reserved.

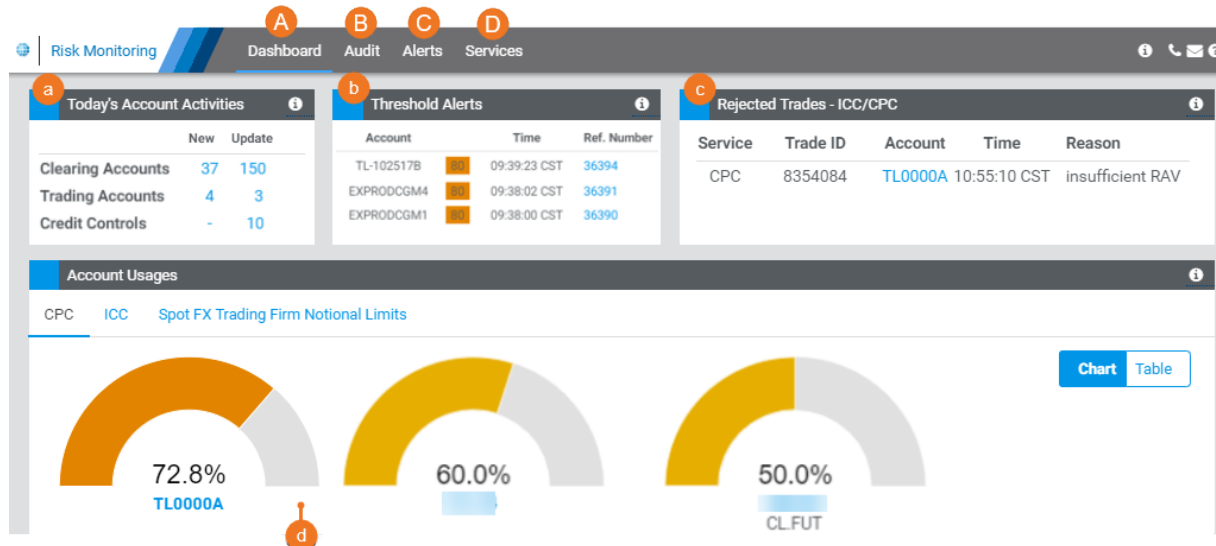
Table of Contents

Getting Started	4
Accessing Risk Monitor	5
What's New	6
CME Group Login Registration	6

Getting Started

Use the Risk Monitor service to access a monitoring dashboard, to view and access audit details, and monitor limit usage.

Additional links are available to directly access Account Management Service (AMS) and Entity Risk Management (ERM) to view and edit related details.



A. **Dashboard:** View a summary of Account / Entity Activities.

a. **Today's Account Activities:** View a count of new and updated **Accounts** or **Credit controls** performed top day.

Note: Trading Account information is viewable by Trading Risk administrators only.

b. **Threshold alerts:** View a list of most recent [ICC](#) and / or Spot FX alerts.

c. **Rejected trades:** View rejected CME ClearPort trades.

d. **Accounts Usage:** View the top five accounts and entity usage in charts; in descending order.

If the top five chart usage is over 50%, additional charts will appear.

In the **Table** view, all account and entity details appear.

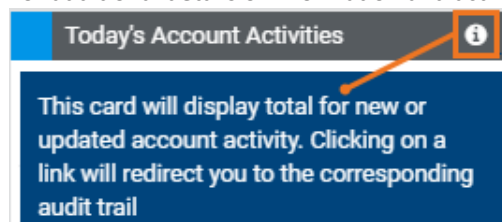
B. **Audit Trail:** View an Audit Trail for all related activity performed in AMS and ERM.

- **Account Management Services:** Accounts, Trade Type Restrictions
- **Entity Risk Management:** ICC Policy and Alerts, ICC Product Restrictions Policy, User Max Qty Limit, Trade Type Restriction, Spot FX

C. **Alerts:** Search and view a list of ICC and / or SPOT FX [alerts](#) by Clearing Firm, Execution Firm or Service.

D. **Services:** Directly access AMS and ERM.

For additional details of information and activity in the application cards, select the tooltip.

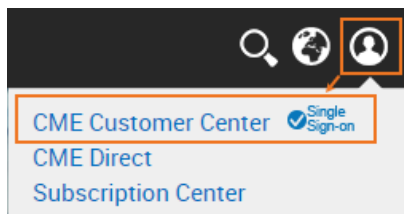


Accessing Risk Monitor

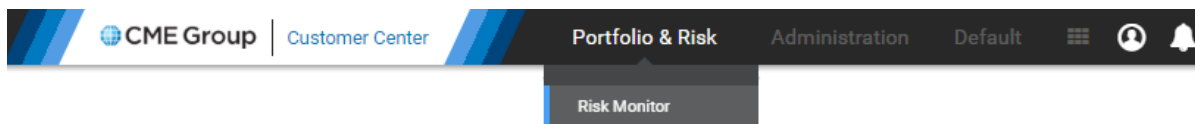
Clearing Firm, Trading Firms, and Execution Firm users with a valid [CME Group Login](#) can access the Risk Monitor application. Entitlements are coordinated through [Global Account Management](#).

▶ To access Risk Monitor:

1. Navigate to cmegroup.com, select the **Login / Profile icon** () , then select **CME Customer Center** (single sign on).



2. On the page that appears, login using your **CME Group Login ID** and **Password**, then select **Login**.
3. From the **Portfolio & Risk** tab, select **Risk Monitor**.



 **Note:** For issues logging in or accessing Risk Monitor, contact [Enterprise Application & System Entitlements \(EASE\)](#).

What's New

The list below illustrates the updates made to the Risk Monitor Help system.

Date	Description
1 November 2022	Website and PDF format changes only.
15 April 2021	Audit trail searches include activity for deleted accounts
16 January 2019	Initial release.

CME Group Login Registration

CME Group Login is a self-managed, centralized user profile service that authenticates access to CME Group applications and services; including Risk Monitor.

Access the [CME Group Login page](#) to:

- [Create a new CME Group Login user ID and profile](#): Prior to accessing, all users must have an active login profile.
- [Review the CME Group Login User Guide](#): CME Group Login support: Register, forgot user ID / password.
- [Update a CME Group Login User ID and profile](#): Login privileges are assigned to users and retained even if users change firms, email address, registration information, User ID or password.

To access and update profile details, refer to the CME Group Login user manual.

- Obtain a temporary login [token](#): Used by the application administrator (or CME), as needed, to grant user entitlements.