

CME Direct

24.3 Release Notes

19 May 2024



Neither futures trading nor swaps trading are suitable for all investors, and each involves the risk of loss. Swaps trading should only be undertaken by investors who are Eligible Contract Participants (ECPs) within the meaning of Section 1a(18) of the Commodity Exchange Act. Futures and swaps each are leveraged investments and, because only a percentage of a contract's value is required to trade, it is possible to lose more than the amount of money deposited for either a futures or swaps position. Therefore, traders should only use funds that they can afford to lose without affecting their lifestyles and only a portion of those funds should be devoted to any one trade because traders cannot expect to profit on every trade. All examples discussed are hypothetical situations, used for explanation purposes only, and should not be considered investment advice or the results of actual market experience.

CME Group, the Globe Logo and CME are trademarks of Chicago Mercantile Exchange Inc. CBOT is a trademark of the Board of Trade of the City of Chicago, Inc. NYMEX is a trademark of New York Mercantile Exchange, Inc. COMEX is a trademark of Commodity Exchange, Inc. All other trademarks are the property of their respective owners.

The information within this manual has been compiled by CME Group for general purposes only. CME Group assumes no responsibility for any errors or omissions. Additionally, all examples in this manual are hypothetical situations, used for explanation purposes only, and should not be considered investment advice or the results of actual market experience. All matters pertaining to rules and specifications herein are made subject to and are superseded by official CME, CBOT and NYMEX rules. Current rules should be consulted in all cases concerning contract specifications.

Copyright © 2023 CME Group Inc. All rights reserved.

Table of Contents

What's New	3
Treasury Invoice Spread Blocks - Account Split	4
Trade Types	4
Accounts	4
Pre-Confirm and Deal Ticket	5

What's New

The list below illustrates the CME Direct 24.3 enhancements and resolutions detailed herein.

[Subscribe](#) to receive CME Direct notices or manage your subscriptions via the CME Group Subscription Center.

DATE	TOPIC	DESCRIPTION
5/19/24	Treasury Invoice Spread Blocks	Submit treasury invoice spread blocks with 2 accounts

Treasury Invoice Spread Blocks - Account Split

The Treasury Invoice Spread Blocks feature allows users who want to submit an invoice spread swap to select an account per leg of the transaction, i.e., submit a Futures leg to their Futures account and a Swap to their Swap account.

In doing so, CME Direct allows for an account assignment rather than quantity distributions.

Trade Types

Treasury Invoice Spread Blocks on CMED are submitted as trade types **SWPBLK** or **SWPBLKSP**. The trade type determines the message format.

Product: TYA: 10-Year Treasury Inv Swap Spd Cand A Last Jun24
 Strategy: Invoice Spread
 Trade type: SWBLKSPR
 Clearing: CME
 Term: Jun24
 Price:
 Quantity:
 Unit: 1 Contracts/Month
 Price Legs:
 Add Deal - 10-Year Treasury Inv Swap Spd Cand A Last Jun24

Accounts

Treasury Invoice Spread Blocks deals allow for the allocation of multiple leg level accounts. Use the allocations icon in the Add Deal window to define the accounts. CMED displays a notification when the allocation of different accounts is required.

Product: TYA: 10-Year Treasury Inv Swap Spd Cand A Last Jun24
 Strategy: Invoice Spread
 Trade type: SWBLKSPR
 Clearing: CME
 Term: Jun24
 Price:
 Quantity: 400
 Unit: Contracts/Month
 Price Legs:

Displ...	Ratio	Product	Term	Price	Quantity	Units	Settlement Price
BUY	-	21: 10-Year U.S. Treasury Note Future	Jun24	108'035	400	Contracts/Month	108'035 (5/1/2024)
BUY	-	TYA: 10-Year Treasury Inv Swap Can...	Jun24	4.58700	400	Contracts/Month	4.58570 (5/1/2024)

10-Year Treasury Inv Swap Spd Cand A Last Jun24

Buyer: Aggressor Affirmed

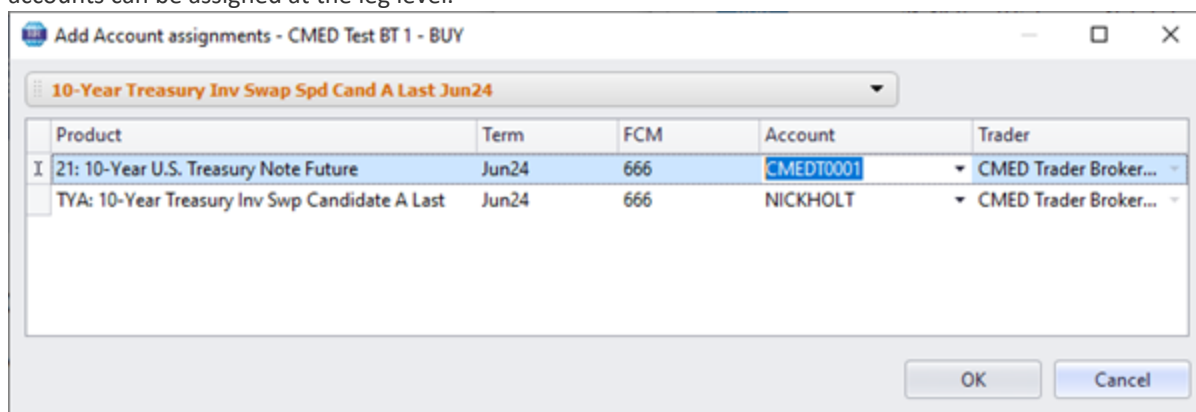
CMED Test BT 1
 CMED Trader Broker 1A/cmed_test_broker_tra
 Multiple Accounts
 CMED Broker 36/BKR3
 Demo Clearing firm LLC (666)

Seller: Aggressor Affirmed

CMED Test Trader Firm 2
 CMED Trader ID 4/CMED2
 JPCT2INV001
 JP Morgan Securities LLC (660/661)

Notes:
 Exec date: 02 May 2024
 Exec time: 09:44:32
 Fees (F4) Save draft (F5) Pre-confirm (F9) Close

When different accounts are required, selecting the allocation icon opens an Add Account Assignments window from which accounts can be assigned at the leg level.



	Product	Term	FCM	Account	Trader
I	21: 10-Year U.S. Treasury Note Future	Jun24	666	CMEDT0001	CMED Trader Broker...
	TYA: 10-Year Treasury Inv Swp Candidate A Last	Jun24	666	NICKHOLT	CMED Trader Broker...

Once completed, the Add Deal window identifies that there are multiple accounts.

Note: A red X displays for accounts that have yet to be set.

Pre-Confirm and Deal Ticket

The Pre-Confirm and Deal Ticket displays the Buy and Sell Clearing accounts for each leg.

Note: For certain deals (e.g.involving Tenor Switch), four legs may display.

Pre-Confirm Deal - 10-Year Treasury Inv Swap Spd Cand A Last Jun24

Deal Cross

CME Group | CME Direct

Pre-Confirm Deal

Deal ID: 9994752 Validated

Clearing code: TYA

Product: 10-Year Treasury Inv Swap Spd Cand A Last



Description: Jun24

Quantity: 400 Contracts/Month

Trade type: SWBLKSPR

Exec. time: 02 May 09:44:32

Buy	21	10-Year U.S. Treasury Note Future	Jun24	108'035	400 Contracts/Month 400 Cleared Contracts, 40,000,000 USD	Sell
Buy	TYA	10-Year Treasury Inv Swap Candidate A Last	Jun24	4.58700	400 Contracts/Month 400 Cleared Contracts, 400,000 Basis Point	Sell
Buy	21	10-Year U.S. Treasury Note Future Jun24				Sell
	CMEDT0001	Demo Clearing firm LLC (666)			JP Morgan Securities LLC (660/661)	
Buy	TYA	10-Year Treasury Inv Swap Candidate A Last Jun24				Sell
	NICKHOLT	Demo Clearing firm LLC (666)			JP Morgan Securities LLC (660/661)	

Buyer  **Seller** 

CMED Test BT 1 CMED Test Trader Firm 2

CMED Trader Broker 1A CMED Trader ID 4

CMED Broker 36/CMED Test Broker Firm 3 CMED Broker 36/CMED Test Broker Firm 3

Print Go back Submit to clearing (F12) Close

The Buyer and Seller Account fields in the Order & Trades view follow deal allocation and displays the number of Clearing Accounts.

Order Book (2) | Fills Summary (2) | Position View | OTC Trade Book (2)

Show: My trades | Add deal | Open deal | Copy deal | Cancel deal | Query trade history

Authorize Columns Find

	Trade Date	Created Time	Exec Time	CC	Product	B Acct	S Acct	Description	Price	Qty	Qty Units	Cleared Contracts	Notional V
1	02 May 20...	10:06:53	09:44:32	TYA	10-Year Treasury Inv Swap Spd Cand A Last	2 Accounts	JPCT2INV001	10 Jun24		400	Contracts/Month		
2	02 May 20...	08:52:27	08:48:45	TYA	10-Year Treasury Inv Swap Spd Cand A Last	12 Accounts	JPCT2INV001	10 Jun24		400	Contracts/Month		

number of Clearing Accounts