


# AutoCert+ BrokerTec Cancel and Cancel/Replace by Client Order ID User Manual

19 March 2024



## Disclaimer

---

Neither futures trading nor swaps trading are suitable for all investors, and each involves the risk of loss. Swaps trading should only be undertaken by investors who are Eligible Contract Participants (ECPs) within the meaning of Section 1a(18) of the Commodity Exchange Act. Futures and swaps each are leveraged investments and, because only a percentage of a contract's value is required to trade, it is possible to lose more than the amount of money deposited for either a futures or swaps position. Therefore, traders should only use funds that they can afford to lose without affecting their lifestyles and only a portion of those funds should be devoted to any one trade because traders cannot expect to profit on every trade. All examples discussed are hypothetical situations, used for explanation purposes only, and should not be considered investment advice or the results of actual market experience.

CME Group, the Globe Logo and CME are trademarks of Chicago Mercantile Exchange Inc. CBOT is a trademark of the Board of Trade of the City of Chicago, Inc. NYMEX is a trademark of New York Mercantile Exchange, Inc. COMEX is a trademark of Commodity Exchange, Inc. All other trademarks are the property of their respective owners.

The information within this manual has been compiled by CME Group for general purposes only. CME Group assumes no responsibility for any errors or omissions. Additionally, all examples in this manual are hypothetical situations, used for explanation purposes only, and should not be considered investment advice or the results of actual market experience. All matters pertaining to rules and specifications herein are made subject to and are superseded by official CME, CBOT and NYMEX rules. Current rules should be consulted in all cases concerning contract specifications.

Copyright © 2024 CME Group Inc. All rights reserved.

---

# Table of Contents

---

<b>Getting Started</b> .....	<b>4</b>
What's New .....	5
Interview .....	6
<b>Test Suite</b> .....	<b>7</b>
Order Cancel Replace without OrderID .....	7
Pre-Registered or On-Demand Format .....	7
Order Cancel without OrderID .....	9
Pre-Registered or On-Demand Format .....	9

# Getting Started

The AutoCert+ tool is an automated testing tool for validating application functionality. It provides a web interface for using CME Group certification scenarios.

To facilitate the process of connecting a customer application to CME Globex, CME Group provides a dedicated certification environment to allow customers to test their systems before completing certification.

The following apply to each iLink order entry test case:

- The book is clear at the beginning of each test.
- After the instrument is selected, it is locked until the test is completed.
- If you submit an incorrect response to any question in a test case, you must repeat the test case from the beginning.
- For partial or complete fills, assume CME Group creates the appropriate orders in the book.

 **Note:** If a test is not proceeding to the next step, selecting the Refresh button (  ) below the test steps may resolve the issue.



The following procedures describe and illustrate the process for customers that have certified to [BrokerTec order entry](#) to access the supplemental certification test suite to support CME Globex [Cancel By ClOrdID](#) functionality by performing additional certification.

## To access and navigate AutoCert+:

1. [Log into](#) the automated certification tool.
2. Review general AutoCert+ test suite [navigation](#) and [general interview](#) information.

Access the Cancel and Cancel / Replace by Client Order ID test suite.

Use the AutoCert+ testing configuration menu to select the following:

- **Tester:** Automatically selected based on the logged in user
- **Company Name**
- **Market:** BrokerTec EU/US
- **Purpose:** Order Entry
- **Application System:** Select the system to test
- **Test Suite:** Cancel and Cancel/Replace by ClOrdID
- **Sendercomp** **Sendercomp:**   

Current Testing Configuration	
Tester:	<a href="#">Tom Tester</a>
Company Name:	QA
Market:	BrokerTec EU/US
Purpose:	Order Entry
Application System:	12345
Test Suite:	Cancel and Cancel/Replace by ClOrdID
<p><b>NOTE: This test suite utilizes the NEWRELEASE environment.</b></p>	
Sendercomp:	Select Sendercomp <b>ASSIGN</b>
Type:	Automated Trading System
Category:	Broker System
1603:	12345
1604:	1
1605:	test
<b>Test Suite Status:</b>	
Pre-Certification Interview:	<b>Not Complete</b>
Test Suite Status:	<b>Not Tested</b>

- Complete the [Interview](#) for this test suite.
- Complete applicable [test](#) cases.
- Complete the certification process from the [Post Certification](#) tab.

## What's New

The list below illustrates the updates made to the AutoCert+ BrokerTec Cancel and Cancel/Replace by Client Order ID Help system.

Date	Topic	Description
19 March 2024	All	Initial release

## Interview

The interview consists of a series of questions about your trading application. Based on your responses, certain tests are required and others are optional. You must complete the pre-certification interview before running test cases.

▶ **To complete the interview:**

Answer each question and click the " **Complete**" button when finished.

Then proceed to the [Test Suite](#).

Interview	Test Suite	Test Case	Post Certification	Help
<b>How does your application register Administrative Information ? (check all that apply)</b>				
<input type="checkbox"/> Pre-Registration (Service Gateway)				
<input type="checkbox"/> On-Demand				
<b>Will your system support Cancel Replace functionality?</b>				
<input type="radio"/> Yes				
<input type="radio"/> No				
<b>Will your system support Cancel Replace without OrderID-Tag 37 ?</b>				
<input type="radio"/> Yes				
<input type="radio"/> No				
<b>Will your system support Order Cancel without OrderID-Tag37 ?</b>				
<input type="radio"/> Yes				
<input type="radio"/> No				
<b>Complete</b>				

# Test Suite

This section contains information on the supplemental iLink 3 tests.

Use and certify *pre-registered* **or** *on-demand* test(s).

- [Order Cancel Replace without OrderID](#)
- [Order Cancel without OrderID](#)

Interview

Test Suite

Test Case

Post Certification

Help

Cancel and Cancel/Replace by ClOrdID Certification Tests	Retest	Flag	Status	Mandatory/Optional	Executed By
<a href="#">Order Cancel Replace without OrderID for Pre-Registered Format</a>			Not Tested	Mandatory	Not Available
<a href="#">Order Cancel Replace without OrderID for On-Demand Format</a>			Not Tested	Mandatory	Not Available
<a href="#">Order Cancel without OrderID for Pre-Registered Format</a>			Not Tested	Mandatory	Not Available
<a href="#">Order Cancel without OrderID for On-Demand Format</a>			Not Tested	Mandatory	Not Available

REFRESH

Key:

not tested

complete

pending

failed

## Order Cancel Replace without OrderID

The purpose of this test is to verify the client system can submit and modify a Day limit order without providing an OrderID (tag 37).

This test case is mandatory if the response to the [interview](#) question "Will your system support Cancel Replace without OrderID?" is **Yes**.

1. Select a **SenderComp** from the drop-down and select **ASSIGN** if an Instrument is not already assigned.
2. From the **Instrument(s)** drop-down, select the desired instrument if it is not already locked.
3. Select the **START TEST** button.

**Note:** DO NOT select the START TEST button once the test is in progress. If a test is not proceeding to the next step, selecting the Refresh button (**REFRESH**) below the test steps may resolve the issue.

## Pre-Registered or On-Demand Format

This test is used for both Pre-Registered and On-Demand formats. The below instructions show the Pre-Registered format.

### ▶ To run a Order Cancel Replace without OrderID test:

1. Over an iLink connection submit a [Day Limit Order](#) Message [tag 35=D | tag 59-TimeInForce=0 (Day) | tag 40-Order-Type=2 (Limit order)].
2. Receive and Process the [Execution Report - New Order](#) Message (35=8, 39=0).
3. Submit and [Order Cancel / Replace Request without OrderID](#) Message (35-MessageType=G | tag 11-ClOrdID | without tag 37-OrderID).
4. Receive and process an [Execution Report - Modify](#) Message (35=8, 39=5).

**Pre-Registered format screen**

[Interview](#) [Test Suite](#) [Test Case](#) [Post Certification](#) [Help](#)

### Steps of the test: Order Cancel Replace without OrderID for Pre-Registered Format

This test could take up to several minutes. Please do not close the window during the test. Closing window/stopping test requires to rerun the test from step1.

**Purpose**

The purpose of this test is to verify the client system can submit and modify a Day limit order without providing an OrderID (tag 37).

Description	Flag	Status
1 Over an iLink connection, submit a Day Limit Order message.		Not Tested
2 Receive and Process Execution Report - New Order message.		Not Tested
3 Submit an Order Cancel/Replace Request without OrderID.		Not Tested
4 Receive and process Execution Report - Modify.		Not Tested

Key: not tested complete pending failed

(Test results will automatically refresh for up to 2 minutes).

#### On-Demand format screen

[Interview](#) [Test Suite](#) [Test Case](#) [Post Certification](#) [Help](#)

### Steps of the test: Order Cancel Replace without OrderID for On-Demand Format

This test could take up to several minutes. Please do not close the window during the test. Closing window/stopping test requires to rerun the test from step1.

**Purpose**

The purpose of this test is to verify the client system can submit and modify a Day limit order without providing an OrderID (tag 37).

Description	Flag	Status
1 Over an iLink connection, submit a Day Limit Order message.		Not Tested
2 Receive and Process Execution Report - New Order message.		Not Tested
3 Submit an Order Cancel/Replace Request without OrderID.		Not Tested
4 Receive and process Execution Report - Modify.		Not Tested

Key: not tested complete pending failed

(Test results will automatically refresh for up to 2 minutes).





## Order Cancel without OrderID

The purpose of this test is to verify the client system can submit and cancel a Day limit order without providing an OrderID (tag 37).

This test case is mandatory if the response to the [interview](#) question "Will your system support Order Cancel without OrderID?" is **Yes**.

1. Select a **SenderComp** from the drop-down and select **ASSIGN** if an Instrument is not already assigned.
2. From the **Instrument(s)** drop-down, select the desired instrument if it is not already locked.
3. Select the **START TEST** button.

 **Note:** DO NOT select the START TEST button once the test is in progress. If a test is not proceeding to the next step, selecting the Refresh button (  ) below the test steps may resolve the issue.

## Pre-Registered or On-Demand Format

This test is used for both Pre-Registered and On-Demand formats. The below instructions show the Pre-Registered format.

### ▶ To run a Order Cancel without OrderID test:

1. Over an iLink connection submit a [New Day Limit Order](#) Message [35=D | tag 59-TimeInForce=0 (Day) | tag 40-Order-Type=2 (Limit order)].
2. Receive and Process the [Execution Report - New Order](#) Message (35=8, 39=0).
3. Submit and [Order Cancel Request without OrderID](#) Message (35=F | tag 11-ClOrdID | without tag 37-OrderID).
4. Receive and process an [Execution Report - Cancel](#) Message (35=8, 39=4).

### Pre-Registered format screen





Interview
Test Suite
Test Case
Post Certification
Help





### Steps of the test: Order Cancel without OrderID for Pre-Registered Format

This test could take up to several minutes. Please do not close the window during the test. Closing window/stopping test requires to rerun the test from step1.

**Purpose**

The purpose of this test is to verify the client system can submit and cancel a Day limit order without providing an OrderID (tag 37).

Description	Flag	Status
1 Over an iLink connection, submit a Day Limit Order message.		Not Tested
2 Receive and Process Execution Report - New Order message.		Not Tested
3 Submit an Order Cancel Request without OrderID.		Not Tested
4 Receive and process Execution Report - Cancel message.		Not Tested

Key:  not tested  complete  pending  failed

(Test results will automatically refresh for up to 2 minutes).





### On-Demand format screen





[Interview](#) [Test Suite](#) [Test Case](#) [Post Certification](#) [Help](#)

### Steps of the test: Order Cancel without OrderID for On-Demand Format

This test could take up to several minutes. Please do not close the window during the test. Closing window/stopping test requires to rerun the test from step 1.

**Purpose**  
The purpose of this test is to verify the client system can submit and cancel a Day limit order without providing an OrderID (tag 37).

Description	Flag	Status
1 Over an iLink connection, submit a Day Limit Order message.		Not Tested
2 Receive and Process Execution Report - New Order message.		Not Tested
3 Submit an Order Cancel Request without OrderID.		Not Tested
4 Receive and process Execution Report - Cancel message.		Not Tested

Key:  not tested  complete  pending  failed

(Test results will automatically refresh for up to 2 minutes).