

Agricultural Options 2017 Trends

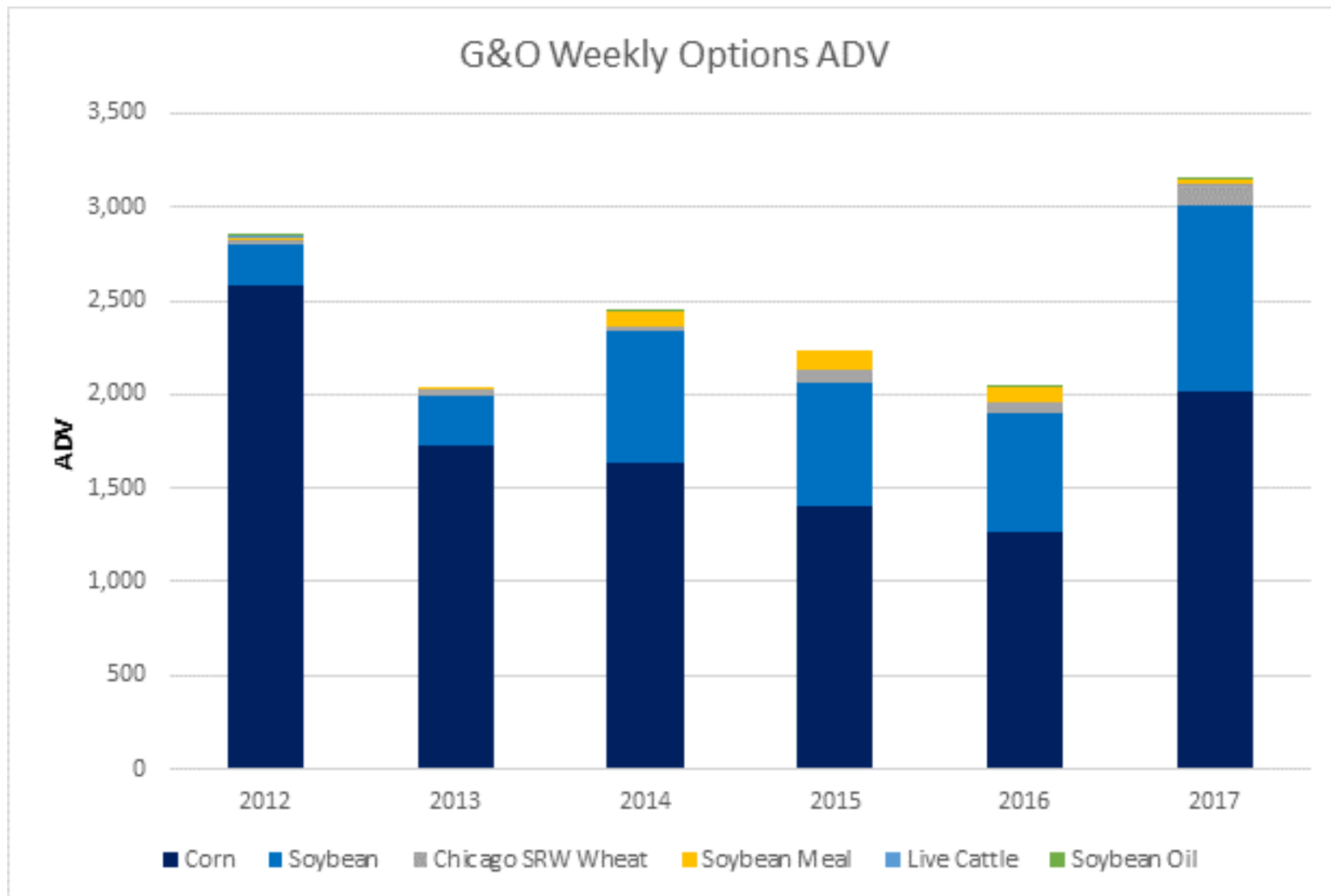
Ag Option Product Suite

Trends

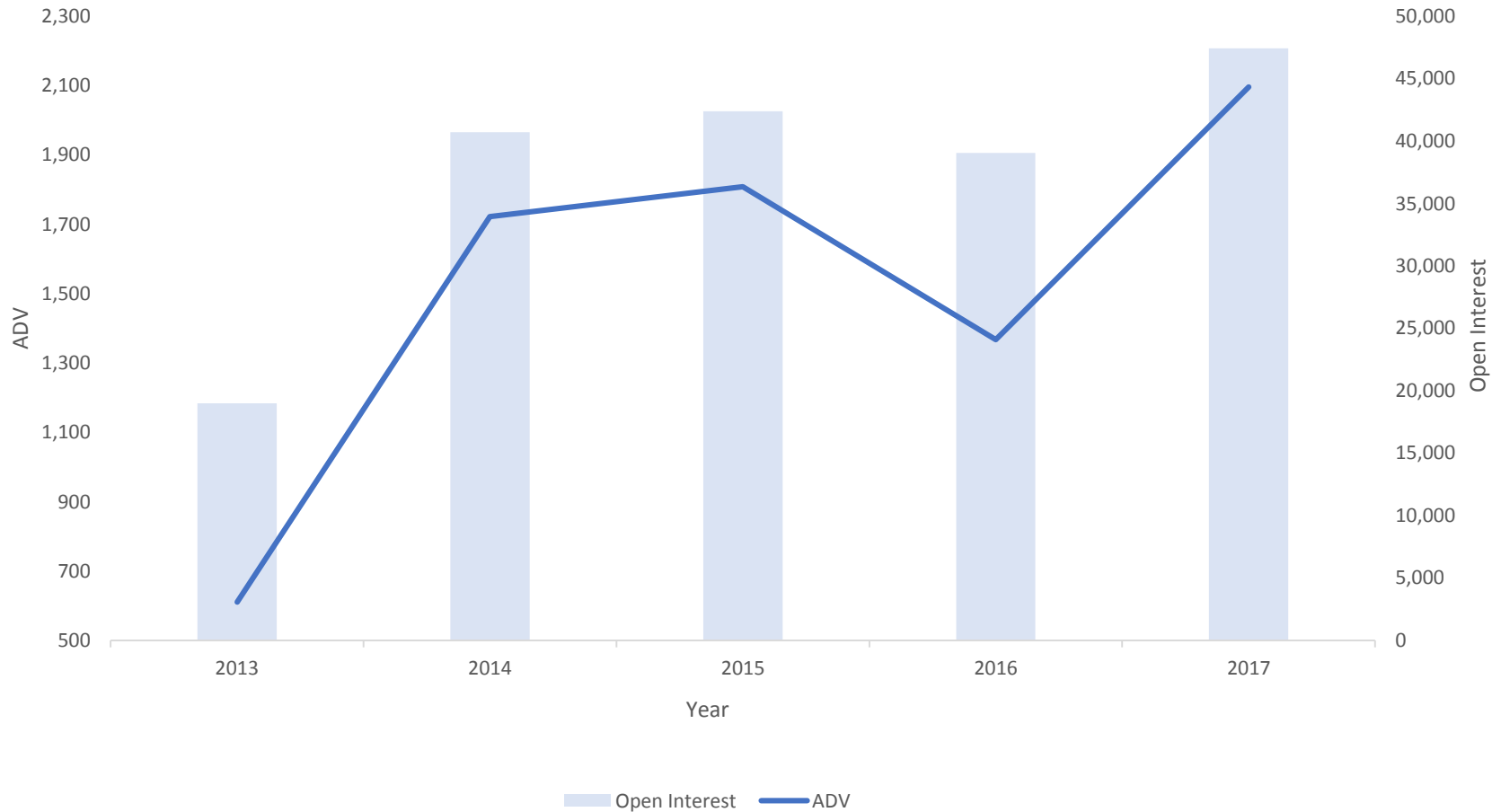
- HRW Wheat and Weekly options volume up over 50% in 2017
- Corn (8.3%) and Soybean Meal (10.3%) print lowest monthly historical volatility in the last 10 years
- Electronic option percentages trend upward

Option Product	2017 ADV	Year/Year % Change
Soybean	65,632	-16%
Corn	91,193	8%
Chicago SRW Wheat	29,820	8%
Soybean Meal	8,581	-4%
Live Cattle	11,559	-28%
Hogs	10,107	15%
Soybean Oil	8,168	-10%
Ag Weekly Option	3,145	54%
Feeder Cattle	1,644	1%
KC HRW Wheat	2,096	53%

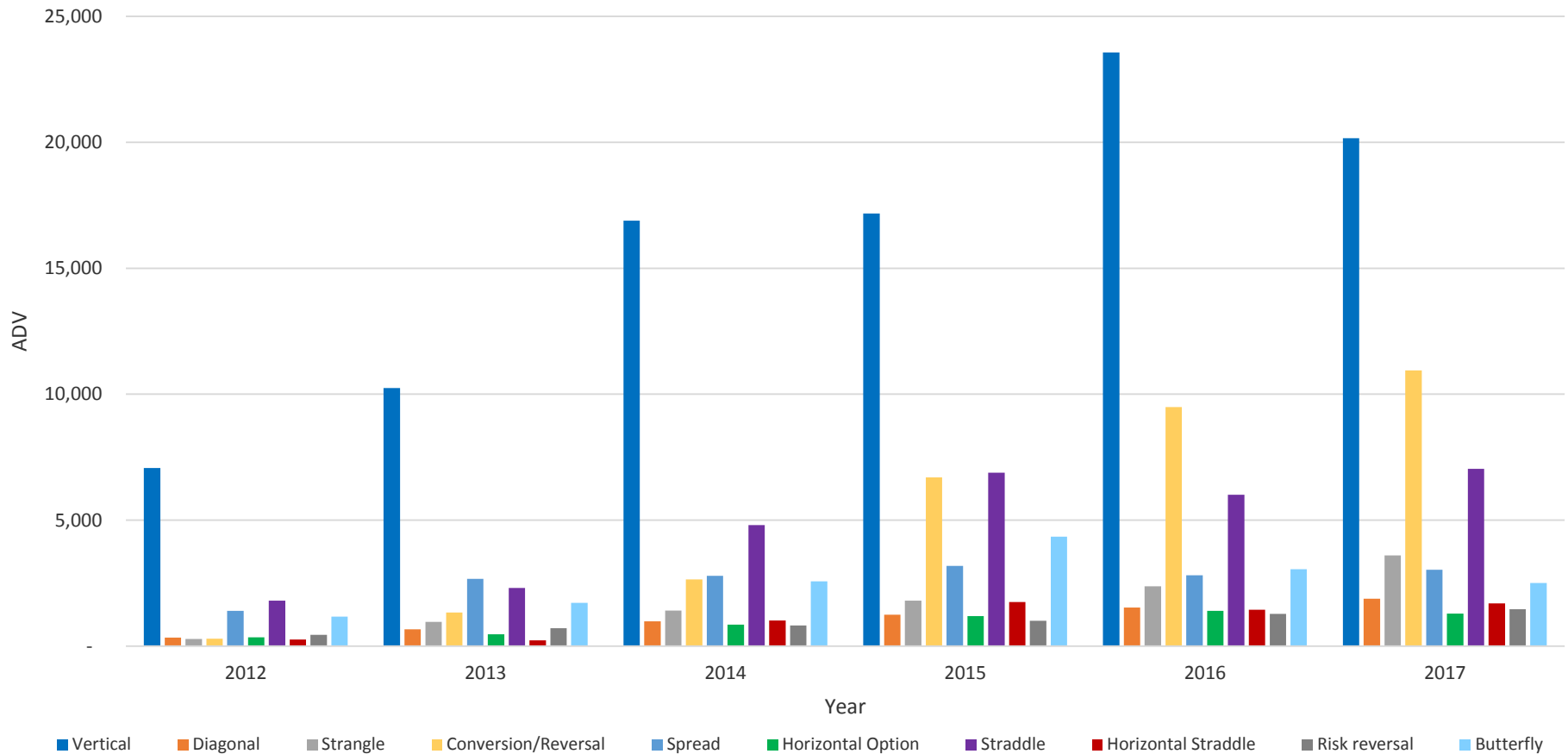
Grain & Oilseed Weekly Option Volume



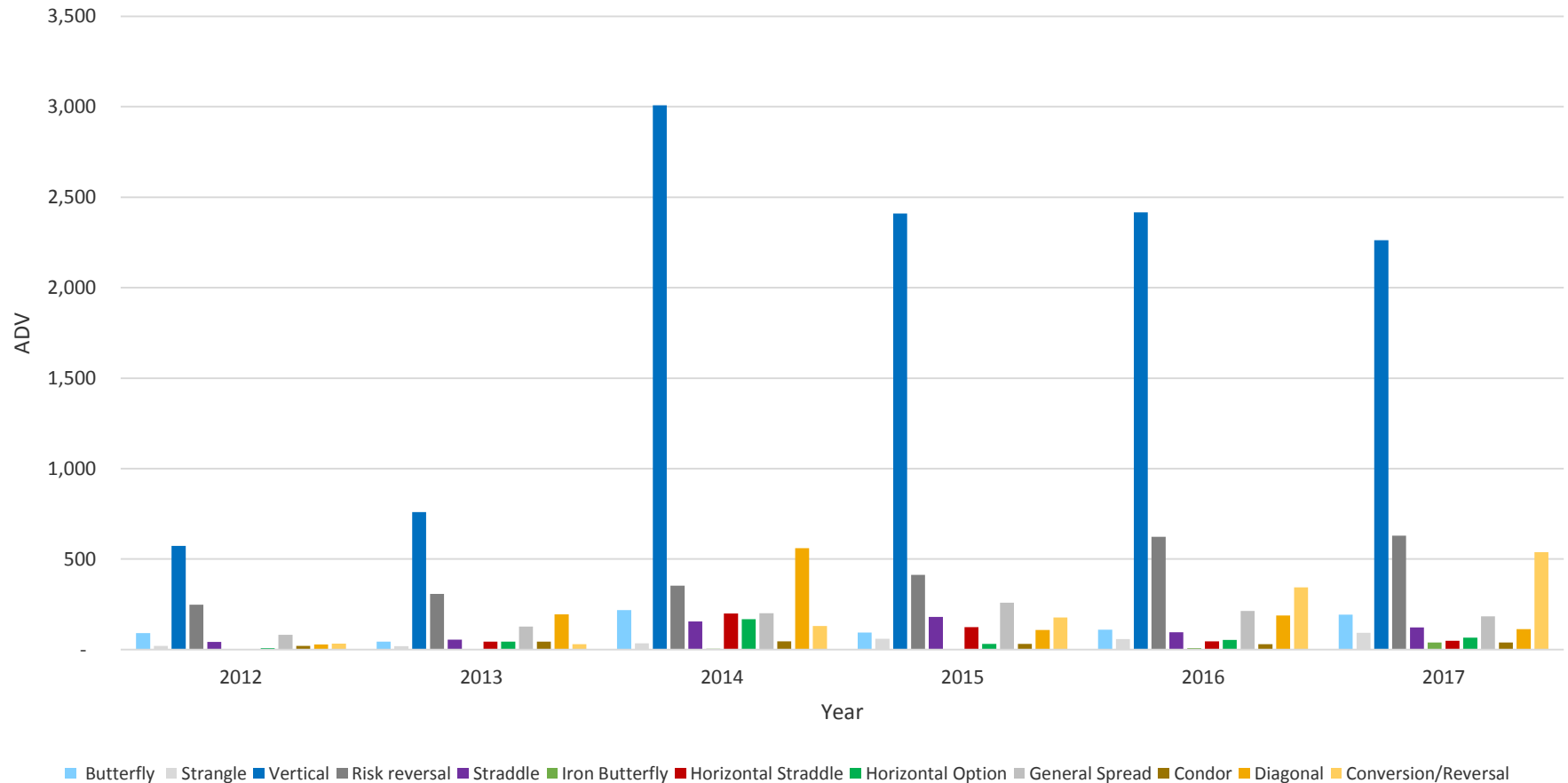
KC HRW Wheat Option Volume and Open Interest



Grain/Oilseed Recognized Option Spread Trade Types on Globex



Livestock Recognized Option Spread Trade Types on Globex



Contact Info

Steven A Stasys
Director, Agricultural Options

steven.stasys@cmegroup.com
312-648-3822

Disclaimer

Futures trading is not suitable for all investors, and involves the risk of loss. Futures are a leveraged investment, and because only a percentage of a contract's value is required to trade, it is possible to lose more than the amount of money deposited for a futures position. Therefore, traders should only use funds that they can afford to lose without affecting their lifestyles. And only a portion of those funds should be devoted to any one trade because they cannot expect to profit on every trade. All references to options refer to options on futures.

Swaps trading is not suitable for all investors, involves the risk of loss and should only be undertaken by investors who are ECPs within the meaning of section 1(a)(12) of the Commodity Exchange Act. Swaps are a leveraged investment, and because only a percentage of a contract's value is required to trade, it is possible to lose more than the amount of money deposited for a swaps position. Therefore, traders should only use funds that they can afford to lose without affecting their lifestyles. And only a portion of those funds should be devoted to any one trade because they cannot expect to profit on every trade.

Any research views expressed are those of the individual author and do not necessarily represent the views of the CME Group or its affiliates.

CME Group is a trademark of CME Group Inc. The Globe Logo, CME, Globex and Chicago Mercantile Exchange are trademarks of Chicago Mercantile Exchange Inc. CBOT and the Chicago Board of Trade are trademarks of the Board of Trade of the City of Chicago, Inc. NYMEX, New York Mercantile Exchange and ClearPort are registered trademarks of New York Mercantile Exchange, Inc. COMEX is a trademark of Commodity Exchange, Inc. KCBOT, KCBT and Kansas City Board of Trade are trademarks of The Board of Trade of Kansas City, Missouri, Inc. All other trademarks are the property of their respective owners.

The information within this presentation has been compiled by CME Group for general purposes only. CME Group assumes no responsibility for any errors or omissions. Additionally, all examples in this presentation are hypothetical situations, used for explanation purposes only, and should not be considered investment advice or the results of actual market experience.

All matters pertaining to rules and specifications herein are made subject to and are superseded by official Exchange rules. Current rules should be consulted in all cases concerning contract specifications.

Copyright © 2017 CME Group. All rights reserved.