



How to Use this Site

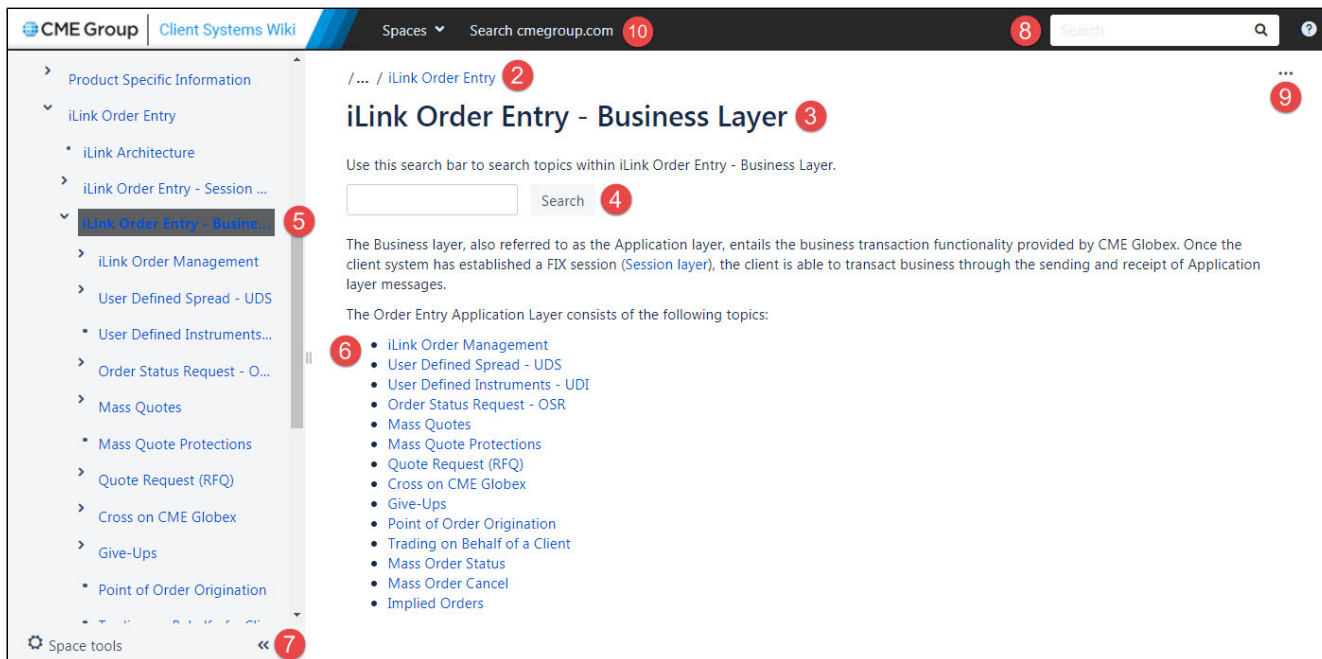
This page provides information for navigating the CME Group Client Systems Wiki site.

To provide user experience feedback on this site, click [here](#). This page includes the following topics:

- [Exporting a Single PDF Page](#)
- [Exporting Multiple PDF Pages](#)
- [Searching the Space](#)

These features are available from a given page.

1. **Spaces menu** - export multiple pages or the entire space to a PDF.
2. **Breadcrumb trail** - navigation path to the currently viewed page. Click "/" ... "/" to show all.
3. **Current topic/page** - page title that is highlighted (bold) in the sidebar.
4. **Topic search** - search a term throughout the selected topic.
5. **Sidebar Topic Hierarchy** - expandable list of topics and subtopics within the site.
6. **Children** - shows all subtopics of current topic.
7. **Show/Hide Sidebar** - display or hide the Sidebar Topic Hierarchy by clicking .
8. **Space search** - search a term throughout the entire space.
9. **Ellipses menu** - export the currently viewed page to a PDF by clicking .
10. Search cmegroup.com link - jump to search all of cmegroup.com



Exporting a Single PDF Page

Complete the following steps to export a single page to a PDF file:

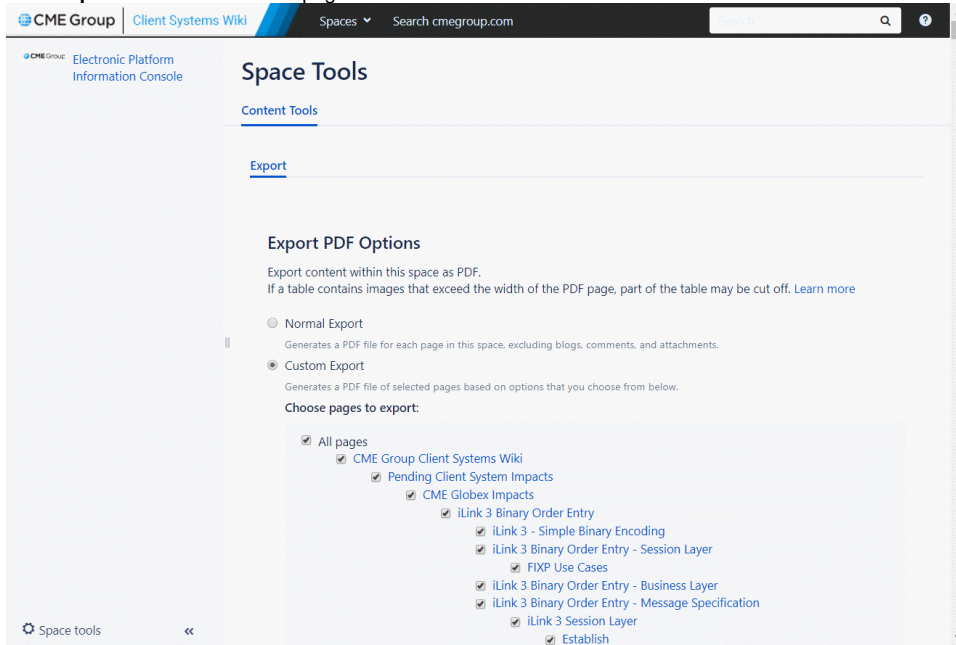
1. From a page, click the ellipses and then **Export to PDF**.
2. Use your browser to open or save the file.

Exporting Multiple PDF Pages

Complete the following steps to export multiple pages or the entire site to a PDF file:

1. From the Navigation pane, click **Space Tools > Content Tools**.
2. Select **PDF**.
3. Click **Next**.

4. From the Export PDF Options page, choose one of the following:
 - **Normal Export** (Default) - export the entire Space, including comments if applicable.
 - **Custom Export** (Recommended) - select the desired topics/pages to export. To select multiple pages:
 - a. Select **All pages** to deselect all of the pages.
 - b. Select the check boxes next to the pages that you want to export to a single PDF.
 - c. Click **Export** at the bottom of the page.



5. When the progress is 100% complete, click the **here** link:

Running task


Exporting Space as PDF - In Progress

Exporting Space as PDF

Time Elapsed: 2 seconds

Time Remaining: Unknown (estimated)

Completion: 100% complete



Finished PDF space export. Download [here](#).

6. Use your browser to open or save the file.

Searching the Space

Apply this search syntax to refine searches and yield the most relevant results.

Search Syntax	Example	Results
" "	"user experience"	Find exact words or phrases. Results contain the phrase "user experience". Note: The wiki ignores common words, such as "and, the, an, is..." during searches.
OR	user OR experience	Find either of the terms. OR must be all capital. Results contain "user" or "experience".
AND	user AND experience	Find both of the terms. AND must be all capital. Results contain "user" and "experience".
NOT	user NOT experience	Find the first term, but not the second term. NOT must be all capital. Results contain "user", but not "experience".

-	user experience -feedback	Find the first terms, but not the term preceded by -. Results contain "user" and "experience", but not "feedback".
() AND	(user OR experience) AND feedback	Find grouped terms. Results must contain "feedback" but can contain either "user" or "experience".
*	feed* fe*d	Wildcard search. Results contain a form of the word, such as "feedback" or "feeds". Note: Use wildcards anywhere within a word, except at the first character.