

CME Clearing Q1 2022 Quantitative Disclosures Call

June 2022

Disclaimer & Terms of Use

The content in this communication has been compiled by CME Group for general purposes only and is not intended to provide, and should not be construed as, advice. Although every attempt has been made to ensure the accuracy of the information within this communication as of the date of publication, CME Group assumes no responsibility for any errors or omissions and will not update it. Additionally, all examples and information in this communication are used for explanation purposes only and should not be considered investment advice or the results of actual market experience. All matters pertaining to rules and specifications herein are made subject to and superseded by official CME, CBOT, NYMEX and COMEX rulebooks. Current rules should be consulted in all cases including matters relevant to contract specifications.

CME Group does not represent that any material or information contained in this communication is appropriate for use or permitted in any jurisdiction or country where such use or distribution would be contrary to any applicable law or regulation. In any jurisdiction where a CME Group entity is not authorized to do business or where such distribution would be contrary to the local laws and regulations, this communication has not been reviewed or approved by any regulatory authority and access shall be at the liability of the user.

CME holds the following international authorizations for its clearing house operations:

- In Australia, CME has a Clearing and Settlement Facility License.
- In Canada, CME is exempt from the requirement to be recognized as a clearing agency in Alberta, Ontario, and Quebec.
- In Hong Kong, CME is authorised to provide Automated Trading Services to Hong Kong investors via its GLOBEX system, and its CME Clearing System under Part III of the Securities and Futures Ordinance.
- In Japan, CME has a Foreign Financial Instrument Clearing Organisation license under the Financial Instruments and Exchange Act of Japan.
- In Mexico, CME is a recognized foreign CCP.
- In Singapore, CME is a recognized clearing house under the Securities and Futures Act (Cap. 289) ("SFA"). Save as aforesaid, none of the CME Group entities are licensed to carry on regulated activities under the SFA or to provide financial advisory services under the Financial Advisers Act (Chapter 110) in Singapore.
- In Switzerland, CME is a recognized foreign CCP.
- In the EU, CME is a recognized third-country CCP in accordance with Regulation (EU) No 648/2012 of the European Parliament and of the Council of 4 July 2012 on OTC derivatives, central counterparties and trade repositories (EMIR).
- In the UK, CME offers clearing services under the Temporary Recognition Regime of Central Counterparties.

CME Group, the Globe Logo, CME, Globex, E-Mini, CME Direct, CME DataMine and Chicago Mercantile Exchange are trademarks of Chicago Mercantile Exchange Inc. CBOT and the Chicago Board of Trade are trademarks of the Board of Trade of the City of Chicago, Inc. NYMEX and ClearPort are trademarks of New York Mercantile Exchange, Inc. COMEX is a trademark of Commodity Exchange, Inc. All other trademarks are the property of their respective owners.

Copyright © 2022 CME Group Inc. All rights reserved.

Mailing Address: 20 South Wacker Drive, Chicago, Illinois 60606

Speakers

Suzanne Sprague

Senior Managing Director, Global Head of Clearing and Post-Trade Services

Robert Taylor

Director, Capital Policy, Regulatory Reporting & Cross-Border Licensing

Sean Downey

Managing Director, Clearing Chief Compliance Officer & Head of Policy

Agenda

1 Introduction

2 Q1 2022 PQD Highlights

3 Review of Key PQDs

4 Q&A

Introduction

CME Clearing: Q1 2022 Quantitative Disclosures Call

CME Clearing provides clearing and settlement services for a broad range of exchange-traded futures and options on futures and cleared swaps

- Chicago Mercantile Exchange Inc. (“CME”) is registered with the Commodity Futures Trading Commission (“CFTC”) as a derivatives clearing organization (“DCO”) and was designated as a systemically important financial market utility under Title VIII of the Dodd-Frank Wall Street Reform and Consumer Protection Act by the Financial Stability Oversight Council
 - CME Clearing is subject to the core principles for DCOs defined under the Commodity Exchange Act and CFTC regulations promulgated thereunder (e.g., Part 39 of CFTC Regulations), including those applicable to systemically important DCOs (e.g. Subpart C of Part 39)
- CME Clearing operates two distinct clearing services that each have their own independent financial safeguards waterfall
 - The Base products financial safeguards waterfall primarily covers the clearing of futures and options on futures and non-IRS cleared swaps
 - The IRS products financial safeguards waterfall primarily covers the clearing of IRS and contracts portfolio margined with IRS

Consistent with Part 39 of CFTC Regulations, CME Clearing adheres to the CPMI-IOSCO’s *Principles for financial market infrastructures* published in April 2012 (“PFMI”)

- CME Clearing publishes a quantitative disclosures in line with the recommendations laid out under CPMI-IOSCO’s *Public quantitative disclosure standards for central counterparties* (“PQDs”) published in February 2015*
- CME Clearing’s quantitative disclosure document is updated on a quarterly basis and provides a comprehensive view into key quantitative metrics pertaining to CME Clearing’s clearing services

* <https://www.cmegroup.com/clearing/cpmi-iosco-reporting.html>

Q1 2022 Highlights*

CME Clearing: Q1 2022 Quantitative Disclosures Call

- **0** Actual or Theoretical Default Fund breaches over the observation period (12 months)
- **4** Margin coverage breaches occurred over the observation period (3 months)
- Achieved margin coverage of **99.97%** in Base and **100%** in IRS over the observation period (12 months)
- **0** Liquidity coverage breaches over the observation period (12 months)
- **99.9%** operational availability across CME Clearing's core systems over the observation period (12 months)

Financial Resources

\$218 Billion Total Amount of Initial Margin

Total Value of Mutualized Default Resources

\$8.6 Billion Prefunded Participant Contributions

\$250 Million CME Contributed Capital

\$15.2 Billion Participant Commitment Resources

**Note, this document uses the terminology used in the PQDs for consistency with the published disclosures, which in some cases differs from the CME Group Exchanges Rules – e.g., CME Group Exchange Rules use the term “Guaranty Fund”, opposed to “Default Fund”.*

Review of Key PQDs

Mutualized Default Fund Resources

CME Clearing: Q1 2022 Quantitative Disclosures Call

\$19.4 billion total available mutualized resources as of the end of Q1 2022 in the event of a Base Clearing Member default

Base Financial Safeguards Waterfall

Required Default Fund Contributions	\$ 5,154,030,964
Designated CME Contribution	\$100,000,000
Assessment Powers	\$ 14,173,585,151
Total	\$ 19,427,616,115

\$4.7 billion total available mutualized resources as of the end of Q1 2022 in the event of an IRS Clearing Member default

IRS Financial Safeguards Waterfall

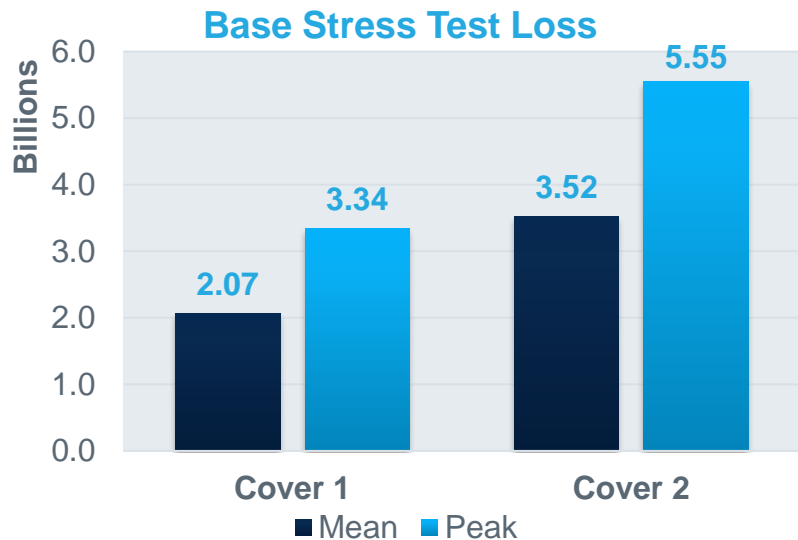
Required Default Fund Contributions	\$ 3,478,370,258
Designated CME Contribution	\$150,000,000
Assessment Powers	\$ 1,039,487,052
Total	\$ 4,667,857,310

PQD References: 4.1.1, 4.1.4, and 4.1.8

Default Fund Stress Testing Results

CME Clearing: Q1 2022 Quantitative Disclosures Call

Cover 2 standard **met at all times** for Base Default Fund – i.e., estimated stress losses (in excess of initial margin) never greater than Base Default Fund



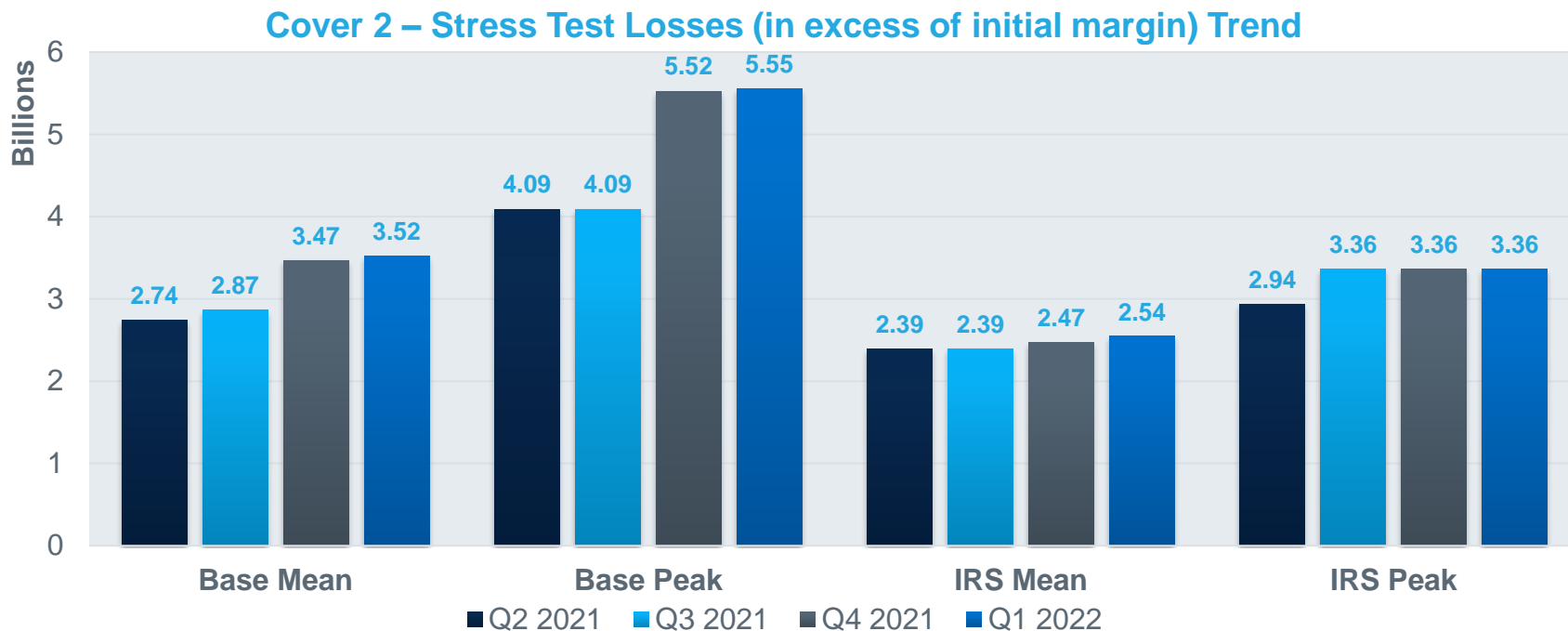
Note, results use a 12 month period.
PQD References: 4.4.3 and 4.4.7

Cover 2 standard **met at all times** for IRS Default Fund – i.e., estimated stress losses (in excess of initial margin) never greater than IRS Default Fund



Default Fund Stress Testing Results

CME Clearing: Q1 2022 Quantitative Disclosures Call



Note, results use a 12 month period.

PQD References: 4.4.7

Initial Margin Required

CME Clearing: Q1 2022 Quantitative Disclosures Call

\$185 billion total initial margin required as of the end of Q1 2022

Base Products

	Q4 2021	Q1 2022
House – Net	\$ 27,497,056,552	\$ 30,205,515,383
Client – Gross*	\$ 131,525,577,507	\$ 154,706,717,278
Total	\$ 159,022,634,059	\$ 184,912,232,661

**All client margins are required on a gross basis – i.e., client net margining is not permitted.*

\$34 billion total initial margin required as of the end of Q1 2022

IRS Products

	Q4 2021	Q1 2022
House – Net	\$ 6,107,038,380	\$ 6,661,635,627
Client – Gross*	\$ 24,456,770,786	\$ 26,859,144,017
Total	\$ 30,563,809,166	\$ 33,520,779,644

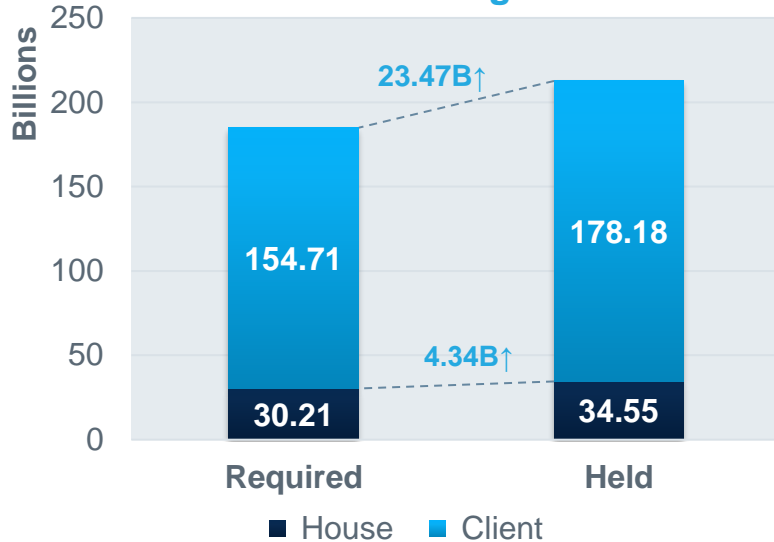
**All client margins are required on a gross basis – i.e., client net margining is not permitted.*

Excess Margin Held

CME Clearing: Q1 2022 Quantitative Disclosures Call

\$27.81 billion excess margin held for Base products as of the end of Q1 2022

Base Excess Margin Held



\$5.39 billion excess margin held for IRS products as of the end of Q1 2022

IRS Excess Margin Held

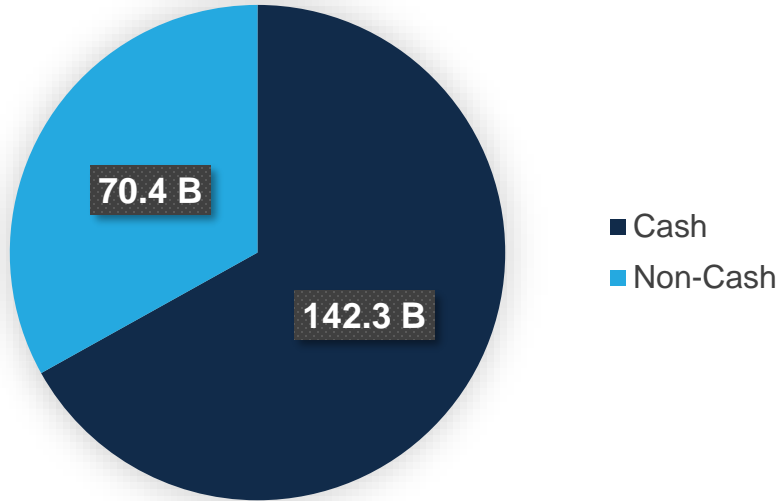


Note, excess margin held is the margin held above the required amount.
PQD References: 6.1.1 and 6.2.15

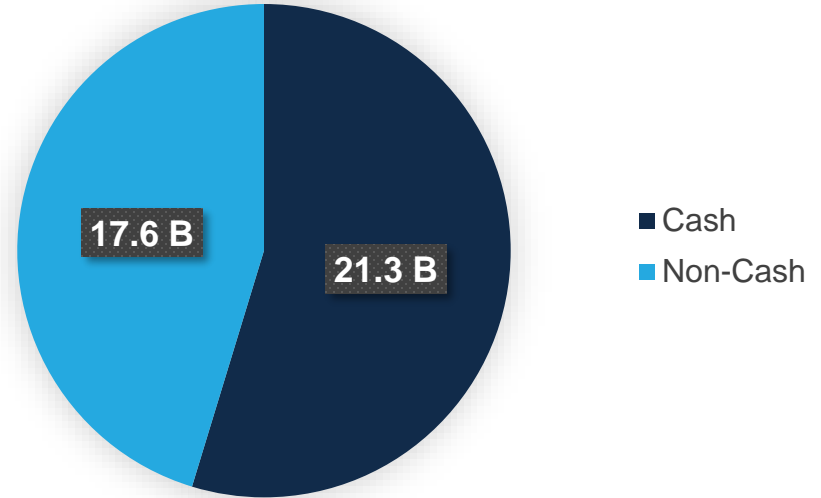
Collateral Composition of Initial Margin – Cash vs Non-Cash

CME Clearing: Q1 2022 Quantitative Disclosures Call

Base



IRS

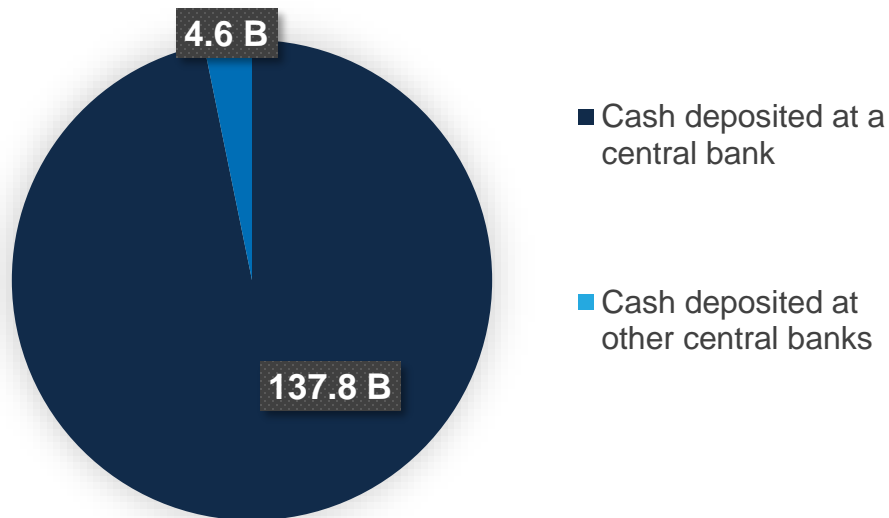


Note, figures provided reflect post-haircut amounts as of the end of Q4 2021.
PQD References: 6.2.1 thru 6.2.14

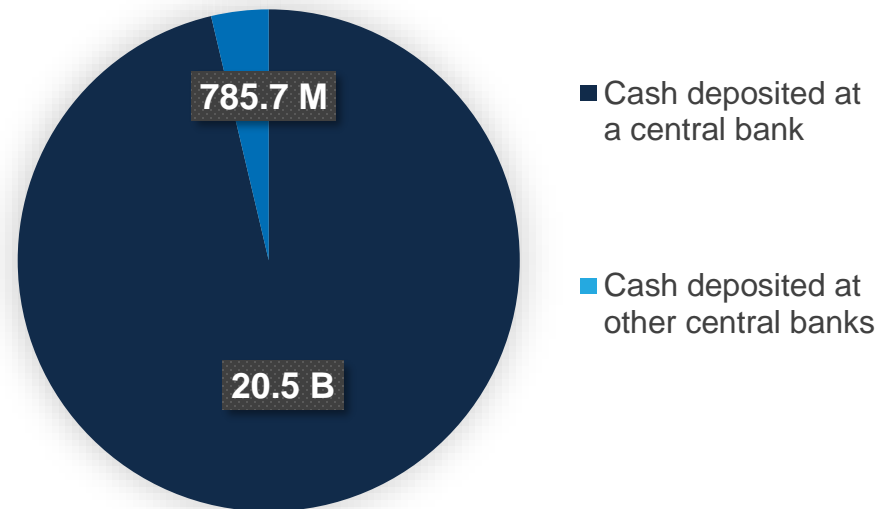
Collateral Composition of Initial Margin – Cash Breakdown

CME Clearing: Q1 2022 Quantitative Disclosures Call

Base



IRS

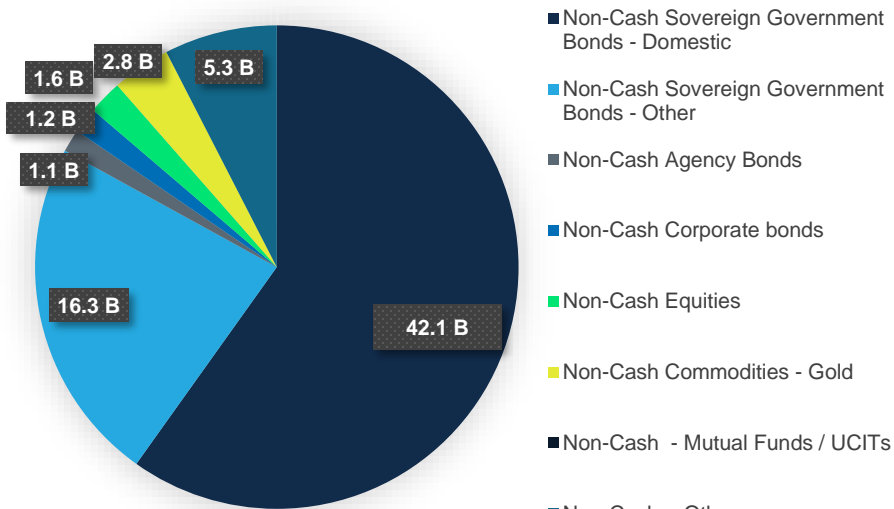


Note, figures provided reflect post-haircut amounts as of the end of Q4 2021.
PQD References: 6.2.1 thru 6.2.14

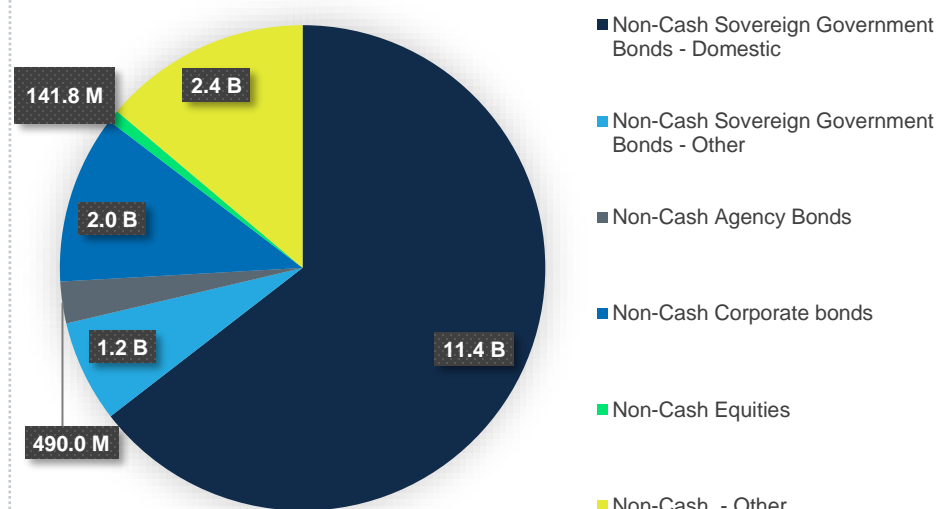
Collateral Composition of Initial Margin – Non-Cash Breakdown

CME Clearing: Q1 2022 Quantitative Disclosures Call

Base



IRS

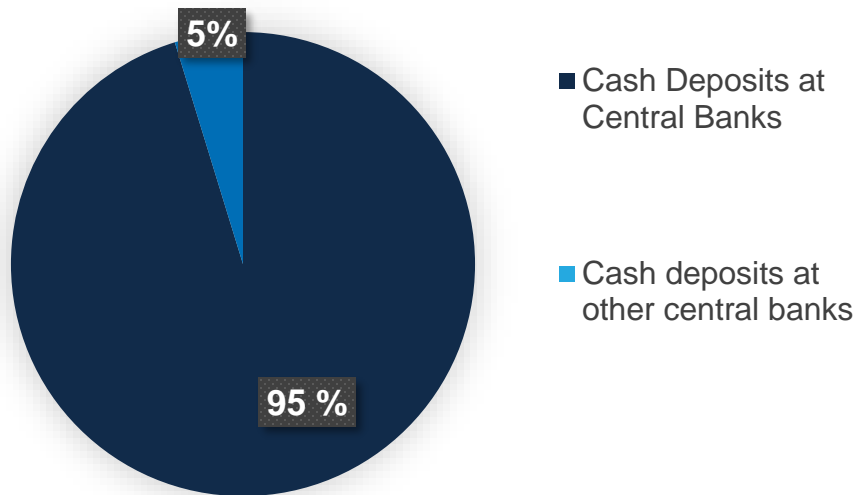


Note, figures provided reflect post-haircut amounts as of the end of Q1 2022.
PQD References: 6.2.1 thru 6.2.14

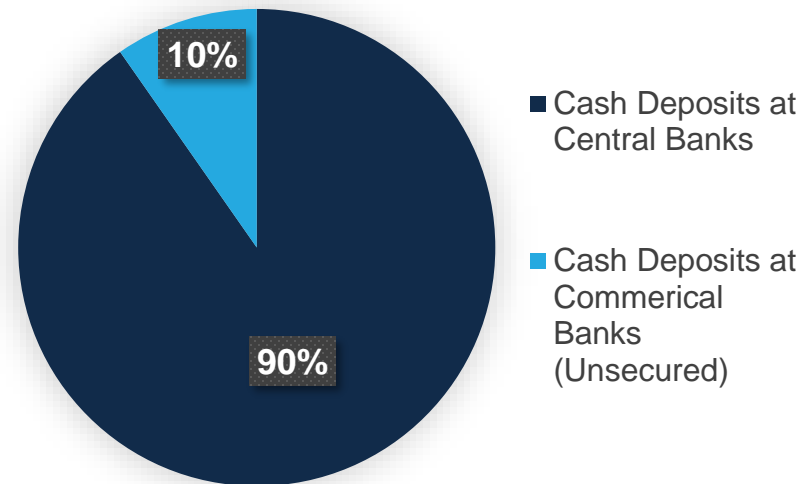
Total Cash Received from Participants – Held/Deposited/Invested

CME Clearing: Q1 2022 Quantitative Disclosures Call

Base



IRS



Note, total cash received includes both initial margin and guaranty fund deposits.
PQD References: 16.2.1 thru 16.2.14

Margin Backtesting Results

CME Clearing: Q1 2022 Quantitative Disclosures Call

4 margin breaches occurred during Q1 2022

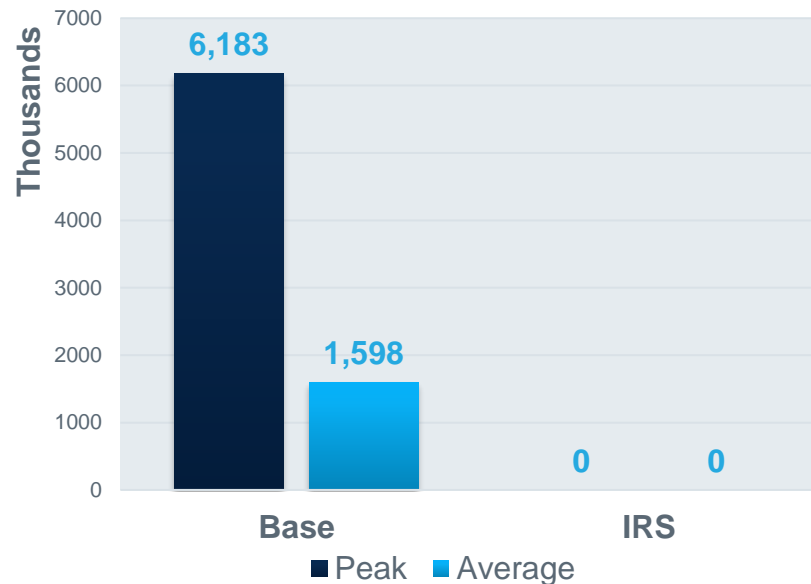
Backtesting Results*

	Base	IRS
# of Margin Breaches	8	0
Achieved Coverage Level	99.97%	100%

*Reporting period captures the previous 12 months. One margin breach occurred during Q3 2021, three margin breaches occurred during Q4 2021 and four breaches occurred in Q1 2022.

PQD References: 6.5.1.1 thru 6.5.5

Uncovered Exposure*

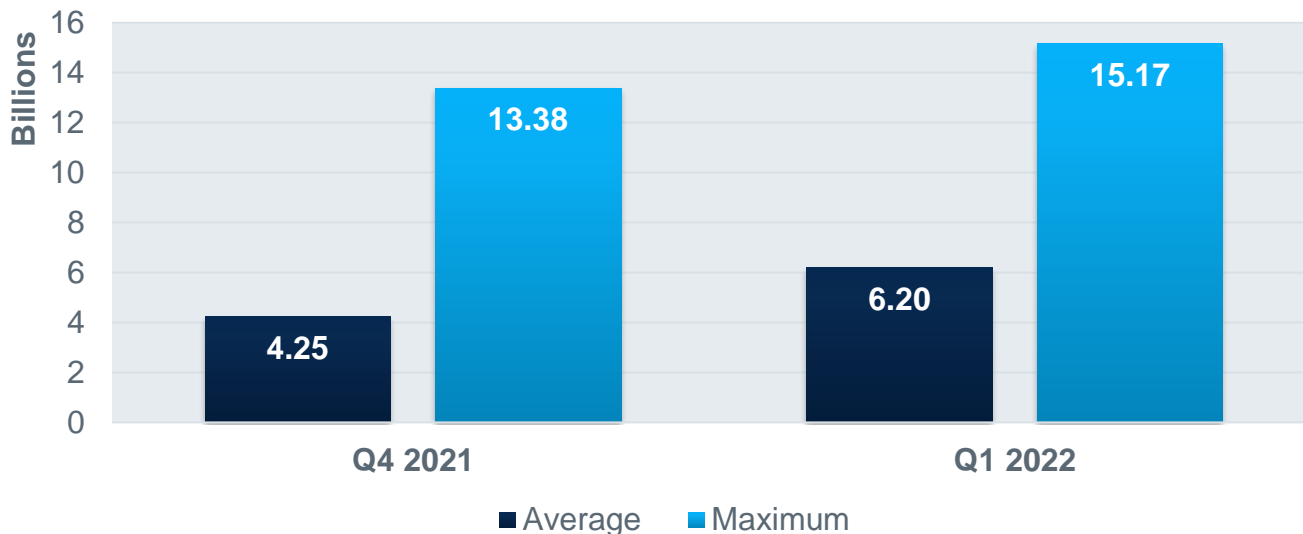


Settlement Variation Flows

CME Clearing: Q1 2022 Quantitative Disclosures Call

Average variation paid to CME increased by 46% and maximum variation paid to CME increased by 13% in Q1 2022

Variation Margin Paid to CME



Note, figures include any intraday variation payments. Settlement variation is exchanged on a net basis.

PQD References: 6.6.1 and 6.7.1

Maximum Initial Margin Call Across All Clearing Members

CME Clearing: Q1 2022 Quantitative Disclosures Call

Maximum Total Initial Margin Call



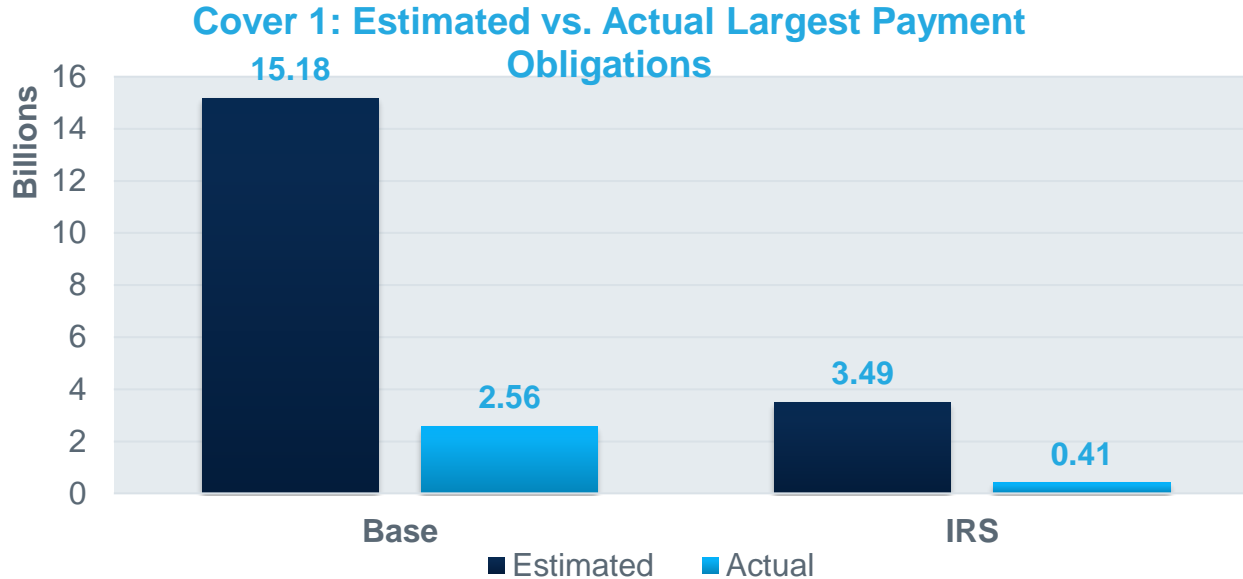
Note, figures include any intraday initial margin payments. Customer initial margin is collected on a gross basis.

PQD Reference: 6.8.1

Liquidity Stress Testing Results

CME Clearing: Q1 2022 Quantitative Disclosures Call

There were no theoretical or actual liquidity coverage breaches during Q1 2022



*Note, largest estimated payment obligations are reported over the reporting quarter, whereas the largest actual payment obligations are reported over the previous 12 months.
PQD References: 7.3.1 and 7.3.4*

Size and Composition of Qualifying Liquidity Resources

CME Clearing: Q1 2022 Quantitative Disclosures Call

Composition of Qualifying Liquidity Resources <i>– as of the end of Q1 2022</i>	Amount
Cash Deposited at Central Bank of Issue	158,263,633,109
Cash Deposited at other Central Banks	0
Cash Deposited at Commercial Banks (Secured) including Reverse Repo	0
Cash Deposited at Commercial Banks (Unsecured)	7,304,849,311
Secured Committed Lines of Credit (including FX Swaps and Committed Repo)	7,500,000,000
Unsecured Committed Lines of Credit	0
Highly Marketable Collateral and Convertible into Cash with Prearranged and Highly Reliable Funding Arrangements	39,124,076,229
Other	17,134,152,081
Total	229,326,710,730

PQD References: 7.1.2 thru 7.1.8

Operational Availability

CME Clearing: Q1 2022 Quantitative Disclosures Call

CME Clearing had 99.9% operational availability across its core systems over the previous 12 months

- There were 2 failures affecting the core systems over the previous 12 months. The first failure occurred in Q3 2021 and the second occurred in Q4 2021.
- CME Clearing's recovery time objective is **two hours**

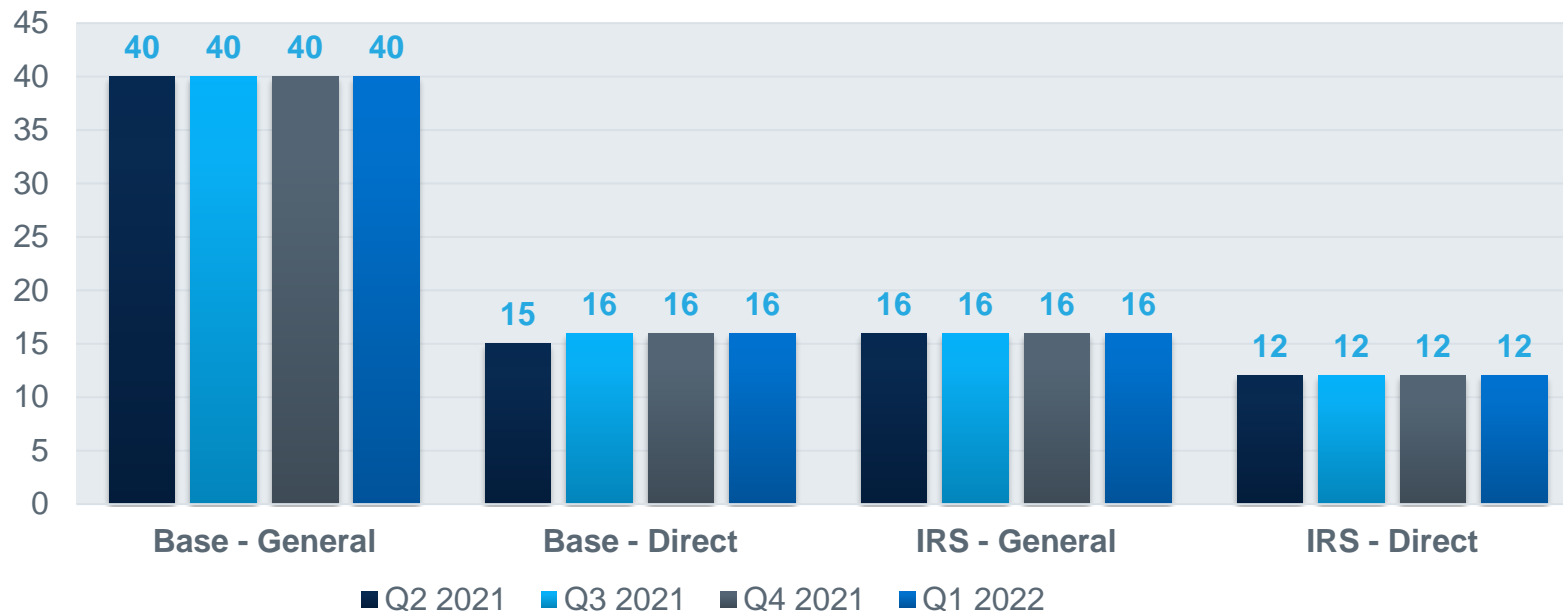
Core Systems		
	Target Availability	Actual Availability
Ability to accept executed trades for clearing	99.00%	99.94%
Ability to view and manage market and credit risks	99.00%	99.98%
Ability to process and manage settlement and collateral	99.00%	99.98%

PQD References: 17.1.1 and 17.2.1

Number of Clearing Members

CME Clearing: Q1 2022 Quantitative Disclosures Call

Clearing membership continues to remain stable at CME Clearing



Note, "Direct" references Clearing Members that only clear house business and "General" references Clearing Members that can also clear for clients.

PQD References: [18.1.1.1](#) and [18.1.1.2](#)

Q & A

Thank you

For questions regarding the CME Clearing's CPMI-IOSCO
Qualitative or Quantitative Disclosures, please contact:

CMEPFMIResponse@cmegroup.com

