

International Coal Report

NOVEMBER 2017



INTERNATIONAL OVERVIEW

- > November 2017 volumes were slightly lower than in the previous month with a total of 35,104,000 metric tonnes traded at CME across both the coal futures and the options markets.
- > 30,904,000 metric tonnes were in the futures contracts.
- > Open Interest was slightly up on the previous month and sat at a total of 68,760,000 metric tonnes across all contracts.
- > The biggest trade day was on 7th November with a total of 5,324,000 m/t traded.

International Coal (lots) Futures and Options

November 2017

	Monthly Volume	Previous Month	ADV	Previous Month	Open Interest (end of month)	Previous Month
API2 cif ARA	32,349	38,476	1,470	1,749	63,754	59,689
API4 fob Richards Bay	2,685	3,264	122	148	4,876	7,193
API 8 CFR South China	-	-	-	-	-	-
API 5 fob Newcastle	70	110	3	5	130	225
Indonesian Coal Sub-bit	-	-	-	-	-	-
Total	35,104					

*lots = 1,000 metric tonnes

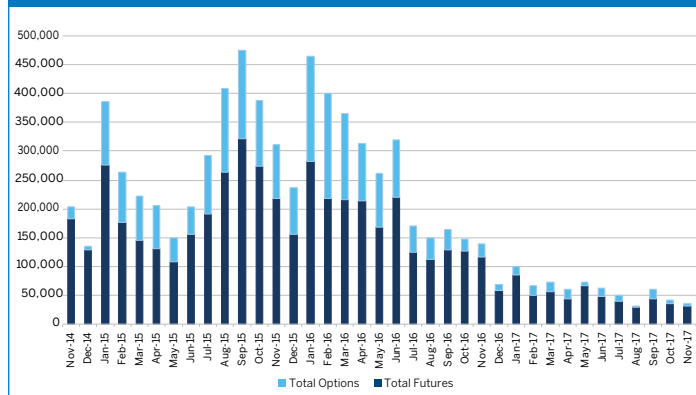
NEW PRODUCT LAUNCH

FOB Australia Premium Hard Coking Coal (TSI) Futures and Options – NOW LIVE

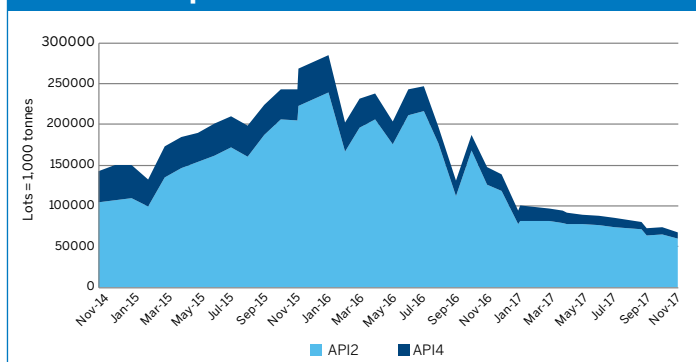
Now live and ready to trade, CME Group has launched FOB Australia Premium Hard Coking Coal (TSI) futures and FOB Australia Premium Hard Coking Coal (TSI) Average Price Options to further bolster your portfolio.

Adds to our existing suite of ferrous metals, coking and thermal coal products

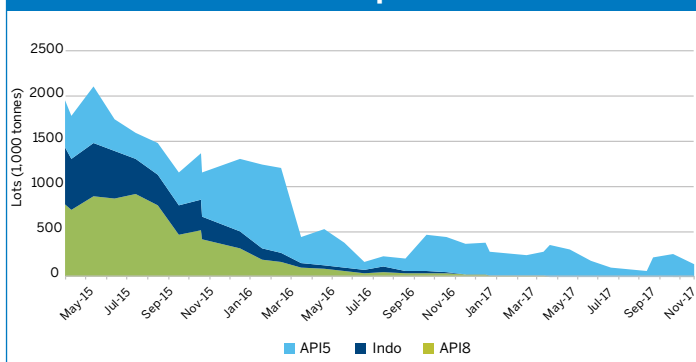
CME Total Coal Futures & Options – International Coal



CME Coal Open Interest



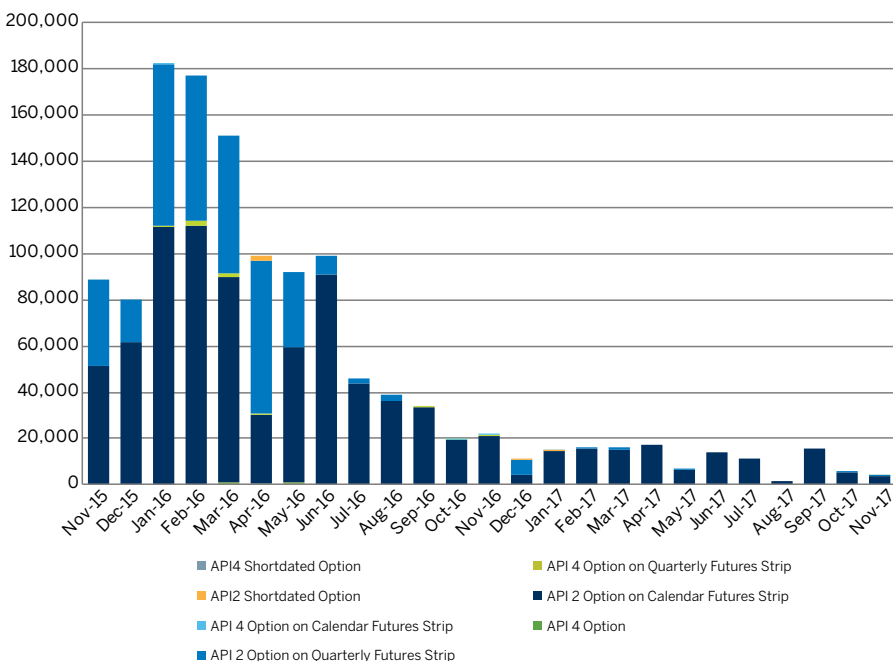
CME Asian Coal Futures Open Interest



OPTIONS HIGHLIGHTS

- > CME options volumes drifted lower towards year end, with a total of 4,200,000 m/t traded this month.
- > This equated to 12% of the overall coal volume traded at CME.
- > 98% of the volume was in API2 options contracts, with the balance in API4 options.
- > Our highest options day was on the 1st November with 1,500,000 m/t traded.

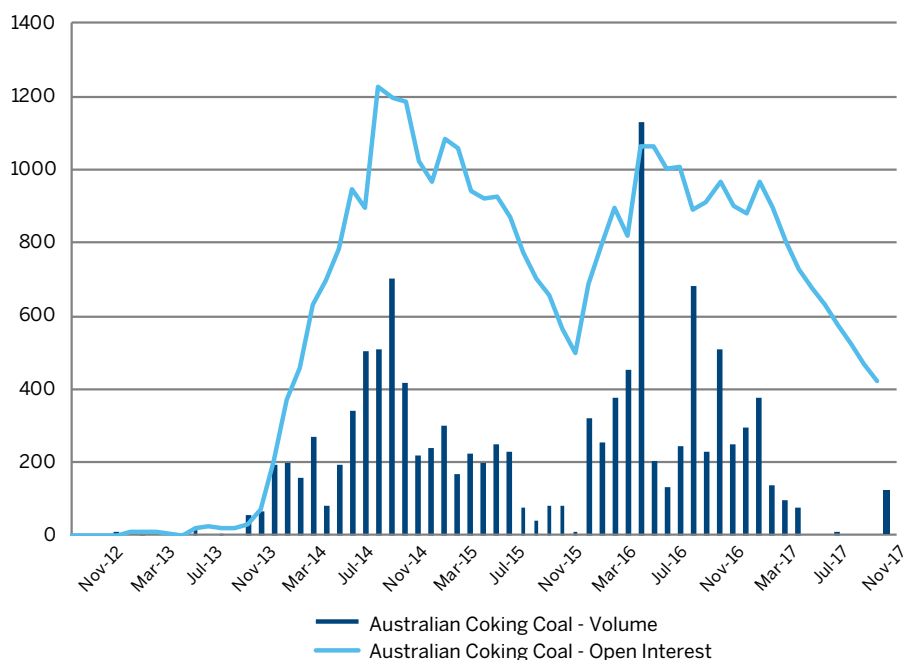
CME Total International Coal Options



COKING COAL HIGHLIGHTS

- > The NYMEX coking coal OI drifted lower to 424,000 m/t at the end of November
- > During November, CME traded the first 120 lots of the new TSI Coking Coal contract (Code: ACT)

Australian Coking Coal Volume and OI





CME GROUP HEADQUARTERS

20 South Wacker Drive
Chicago, Illinois 60606
cmegroup.com

CME GROUP GLOBAL OFFICES

Chicago
+1 312 930 1000
Singapore
+65 6593 5555
Houston
+1 713 658 2347
Tokyo
+81 3 3242 6228

New York
+1 212 299 2000
Calgary
+1 403 444 6876
São Paulo
+55 11 2787 6451
Washington D.C.
+1 202 638 3838

London
+44 20 3379 3700
Hong Kong
+852 2582 2200
Seoul
+82 2 6336 6722

CME Group is a trademark of CME Group Inc. The Globe Logo, CME, Chicago Mercantile Exchange, and CME Globex are trademarks of Chicago Mercantile Exchange Inc. ClearPort, New York Mercantile Exchange and NYMEX are registered trademarks of New York Mercantile Exchange, Inc.

The information in this report has been compiled by CME Group for general purposes only. Although every attempt has been made to ensure the accuracy of the information within this brochure, CME Group assumes no responsibility for any errors or omissions. Current NYMEX and CME rules should be consulted in all cases concerning contract specifications.

Futures and options on futures trading is not suitable for all investors, and involves the risk of loss. Futures are a leveraged investment, and because only a percentage of a contract's value is required to trade, it is possible to lose more than the amount of money deposited for a futures position. Therefore, traders should only use funds that they can afford to lose without affecting their lifestyles. And only a portion of those funds should be devoted to any one trade because they cannot expect to profit on every trade. All examples in this brochure are used for explanation purposes only and should not be considered investment advice.