

International Coal Report

OCTOBER 2017



INTERNATIONAL OVERVIEW

- > October 2017 volumes were lower than in the previous month with a total of 41,850,000 metric tonnes traded at CME across both the coal futures and the options markets.
- > 41,850,000 metric tonnes were in the futures contracts.
- > Open Interest was down slightly up on the previous month and sat at a total of 67,137,000 metric tonnes across all contracts.
- > The biggest trade day was on 4th October with a total of 8,070,000 m/t traded.

International Coal (lots) Futures and Options

October 2017

	Monthly Volume	Previous Month	ADV	Previous Month	Open Interest (end of month)	Previous Month
API2 cif ARA	38476	56,446	1,749	2,822	59689	65159
API4 fob Richards Bay	3264	3,800	148	190	7193	8556
API 8 CFR South China	—	—	—	—	—	—
API 5 fob Newcastle	110	275	5	14	225	210
Indonesian Coal Sub-bit	—	—	—	—	—	—
Total	41,850					

*lots = 1,000 metric tonnes

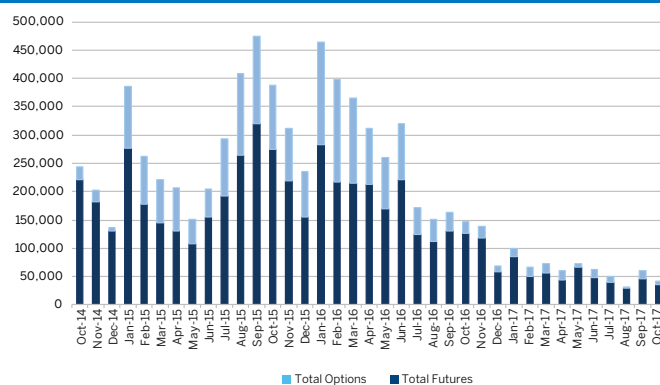
NEW PRODUCT LAUNCH

FOB Australia Premium Hard Coking Coal (TSI) Futures and Options – NOW LIVE

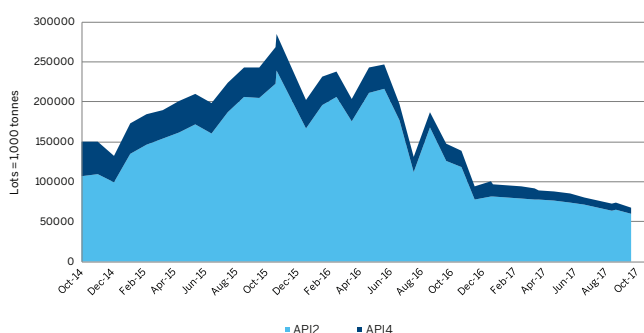
Now live and ready to trade, CME Group has launched FOB Australia Premium Hard Coking Coal (TSI) futures and FOB Australia Premium Hard Coking Coal (TSI) Average Price Options to further bolster your portfolio.

Adds to our existing suite of ferrous metals, coking and thermal coal products

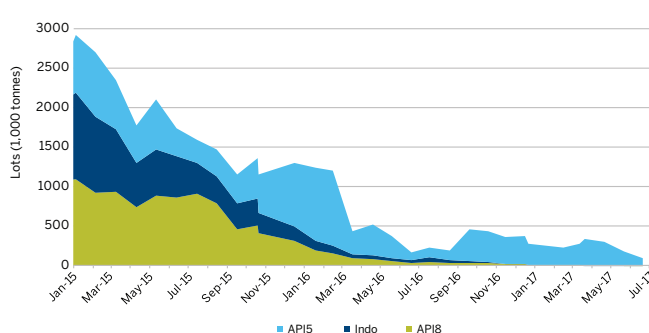
CME Total Coal Futures & Options – International Coal



CME Coal Open Interest



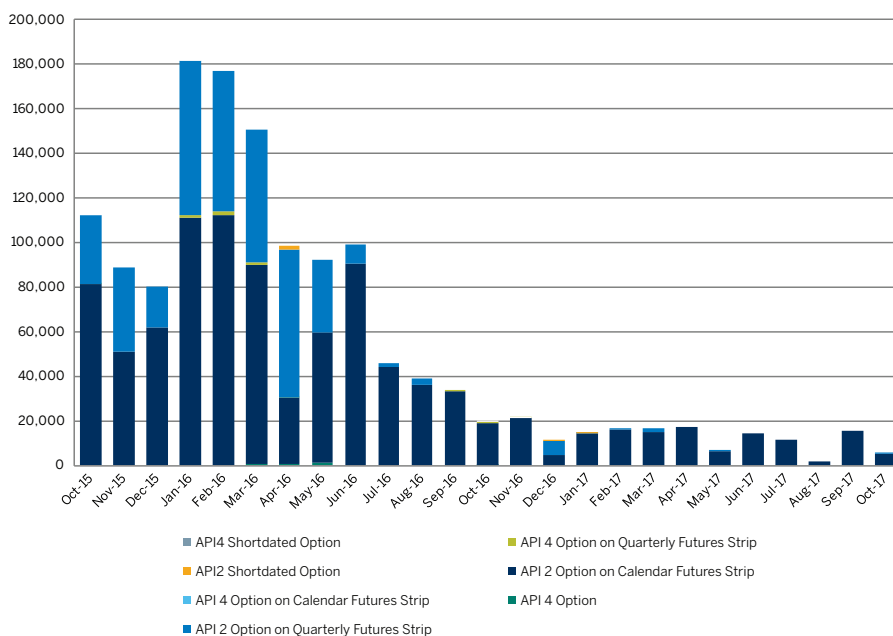
CME Asian Coal Futures Open Interest



OPTIONS HIGHLIGHTS

- > CME options were quiet this month, with a total of 5,767,000 m/t traded.
- > This equated to 14% of the overall coal volume traded at CME.
- > 100% of the volume was in API2 options contracts.
- > Our highest options day was on the 6th October with 1,380,000 m/t traded.

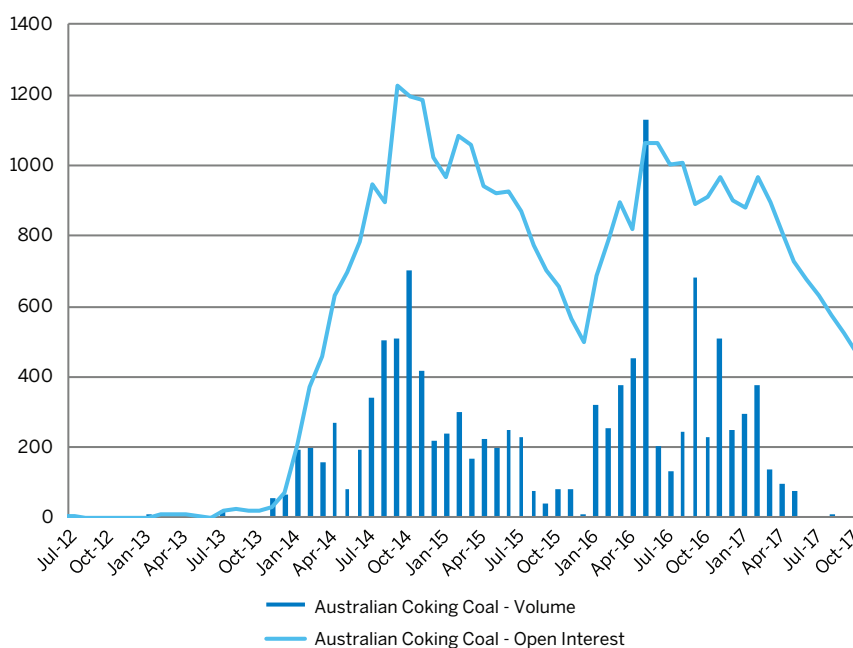
CME Total International Coal Options



COKING COAL HIGHLIGHTS

- > The NYMEX coking coal OI remained relatively flat with 522,000 m/t
- > NYMEX launched FOB Australian Premium Hard Coking Coal (TSI) options on 23rd October 2017. For more information, please visit our website: cmegroup.com/trading/energy/coal-futures-options/coking-coal.html

Australian Coking Coal Volume and OI





CME GROUP HEADQUARTERS

20 South Wacker Drive
Chicago, Illinois 60606
cmegroup.com

CME GROUP GLOBAL OFFICES

Chicago
+1 312 930 1000
Singapore
+65 6593 5555
Houston
+1 713 658 2347
Tokyo
+81 3 3242 6228

New York
+1 212 299 2000
Calgary
+1 403 444 6876
São Paulo
+55 11 2787 6451
Washington D.C.
+1 202 638 3838

London
+44 20 3379 3700
Hong Kong
+852 2582 2200
Seoul
+82 2 6336 6722

CME Group is a trademark of CME Group Inc. The Globe Logo, CME, Chicago Mercantile Exchange, and CME Globex are trademarks of Chicago Mercantile Exchange Inc. ClearPort, New York Mercantile Exchange and NYMEX are registered trademarks of New York Mercantile Exchange, Inc.

The information in this report has been compiled by CME Group for general purposes only. Although every attempt has been made to ensure the accuracy of the information within this brochure, CME Group assumes no responsibility for any errors or omissions. Current NYMEX and CME rules should be consulted in all cases concerning contract specifications.

Futures and options on futures trading is not suitable for all investors, and involves the risk of loss. Futures are a leveraged investment, and because only a percentage of a contract's value is required to trade, it is possible to lose more than the amount of money deposited for a futures position. Therefore, traders should only use funds that they can afford to lose without affecting their lifestyles. And only a portion of those funds should be devoted to any one trade because they cannot expect to profit on every trade. All examples in this brochure are used for explanation purposes only and should not be considered investment advice.