

CORN CONDITIONS REPORT & HISTORICAL PERSPECTIVE

May 20, 2012

Corn: Crop Condition by Percent - Select States

Week Ending	Current	Last Year	10 Yr Avg.	20 Yr Avg.	Extreme Values			
					Highest	Year	Lowest	Year
Good / Excellent in Percent								
20-May	77		71	72	78	2007	66	2006
27-May			66	66	78	2007	44	2002
Poor / Very-Poor in Percent								
20-May	3		4	4	5	2010	2	2007
27-May			7	7	16	2002	3	1987

Corn: Crop Condition by Percent - Nebraska

Week Ending	Current	Last Year	10 Yr Avg.	20 Yr Avg.	Extreme Values			
					Highest	Year	Lowest	Year
Good / Excellent in Percent								
20-May	78		81	81	85	2007	76	2010

Corn: Crop Condition by Percent - Iowa

Week Ending	Current	Last Year	10 Yr Avg.	20 Yr Avg.	Extreme Values			
					Highest	Year	Lowest	Year
Good / Excellent in Percent								
20-May	81		70	69	79	2007	60	2010

Corn: Crop Condition by Percent - Indiana

Week Ending	Current	Last Year	10 Yr Avg.	20 Yr Avg.	Extreme Values			
					Highest	Year	Lowest	Year
Good / Excellent in Percent								
20-May	70		71	71	74	2007	68	2010

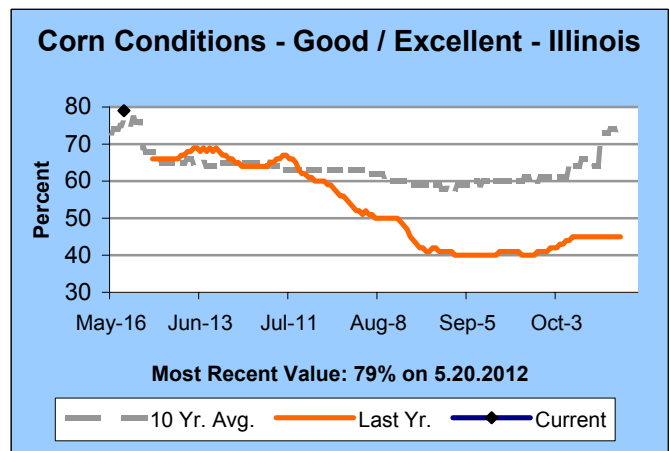
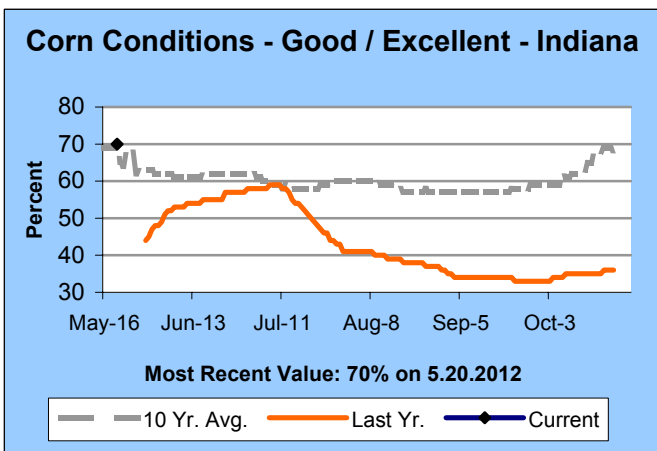
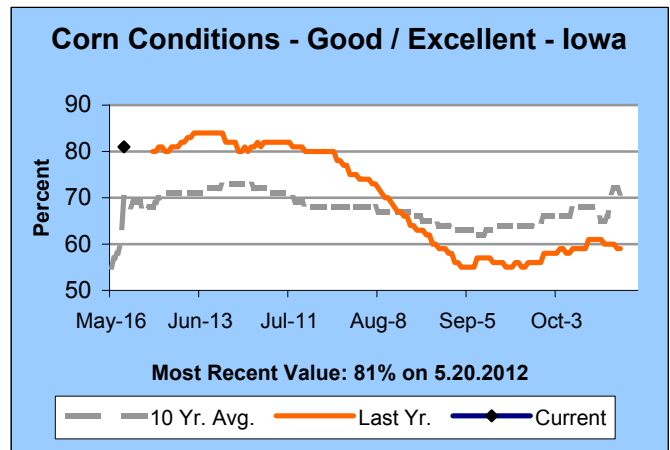
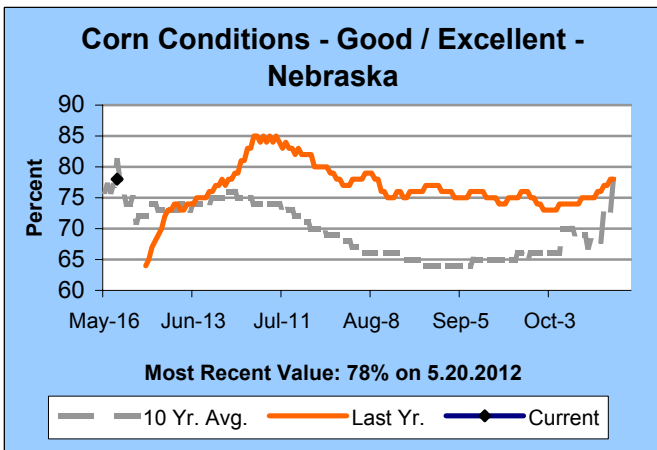
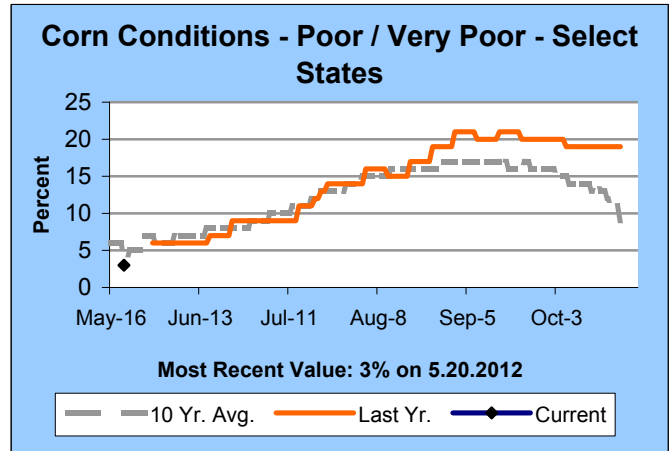
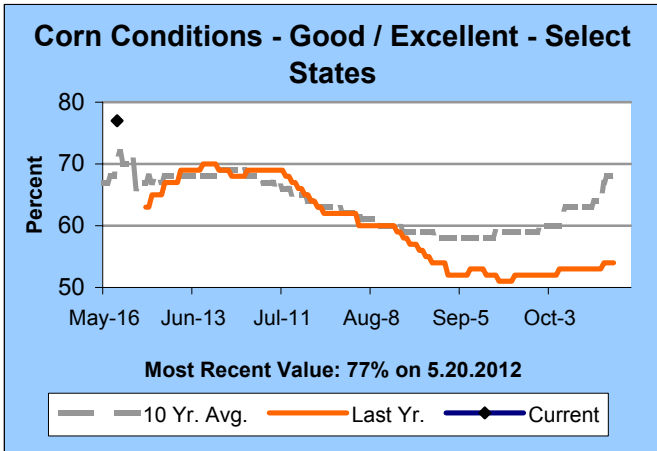
Corn: Crop Condition by Percent - Illinois

Week Ending	Current	Last Year	10 Yr Avg.	20 Yr Avg.	Extreme Values			
					Highest	Year	Lowest	Year
Good / Excellent in Percent								
20-May	79		76	75	90	1986	75	2010

***This report includes information from sources believed to be reliable and accurate as of the date of this publication, but no independent verification has been made and we do not guarantee its accuracy or completeness. Opinions expressed are subject to change without notice. This report should not be construed as a request to engage in any transaction involving the purchase or sale of a futures contract and/or commodity option thereon. The risk of loss in trading futures contracts or commodity options can be substantial, and investors should carefully consider the inherent risks of such an investment in light of their financial condition.

CORN CONDITIONS REPORT & HISTORICAL PERSPECTIVE

May 20, 2012



Note: Data at the beginning and ends of a season may appear inconsistent. This is due to a lack of sufficient observations.

***This report includes information from sources believed to be reliable and accurate as of the date of this publication, but no independent verification has been made and we do not guarantee its accuracy or completeness. Opinions expressed are subject to change without notice. This report should not be construed as a request to engage in any transaction involving the purchase or sale of a futures contract and/or commodity option thereon. The risk of loss in trading futures contracts or commodity options can be substantial, and investors should carefully consider the inherent risks of such an investment in light of their financial condition.