


## Accessing CME DataPoint

CME DataPoint, the CME Group Market Data account management and reporting system, is accessible at <https://datapoint.cmegroup.com> using a SMARTClick ID and password. To set up a new SMARTClick ID, please see the instructions below. If you already have a SMARTClick ID and it needs to be linked to DataPoint for access, please skip down to sections 2) and 3) below.

### 1) Creating a SMARTClick ID

To access and use CME DataPoint, you will need to register with the CME Group and set up a SMARTClick account with us using the form found at <https://smartclick.cmegroup.com/smartclick/newAccount.action>:



### Create a SMART Click ID

**Personal Information** \* Required

\* First Name   
Middle Initial   
\* Last Name   
\* Preferred Email Address   
(A valid email address is required to confirm registration.)  
\* Confirm Email Address   
\* Country   
\* Address   
\* City   
\* State   
\* Zip   
\* Primary Phone Number  Ext.   
Alt. Phone Number  Ext.

---

\* Do you intend to use any of the following applications?  Yes  No

- C380 Registration
- CME Globex Credit Controls
- Co-Location Portal
- Firm Administrator Dashboard
- FirmSoft
- Galax-C Web Admin

To properly verify your identity, the following information is required:

\* Date of Birth  (Format: MM/DD/YYYY)  
\* SSN or Tax ID  (Last 4 digits)

---

\* What best describes you?

\* What markets do you trade?  I do not trade any CME Group Products

(Check all that apply)  Commodities  Interest Rate  Energy  
 FX  Equities  Metals  
 Credit  Real Estate  Weather

CMEgroup.com: Idea Exchange - User Focus Program Enrollment  
 YES! I'd like to provide feedback to the Idea Exchange from time to time, that helps shape future versions of CMEGroup.com.  
[Learn more about the Idea Exchange.](#)

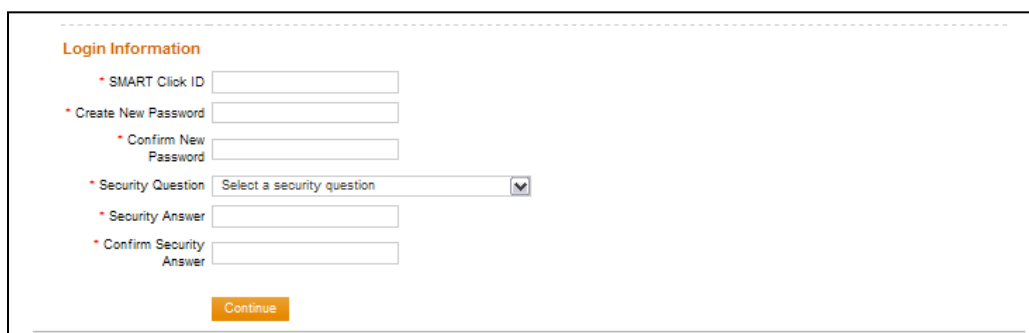
Any item with an asterisk is required, with the exception of Date of Birth and SSN or Tax ID for DataPoint. If you are only using your SmartClick ID for DataPoint or any applications not listed below, select 'No' and those fields will collapse.



\* Do you intend to use any of the following applications?  Yes  No

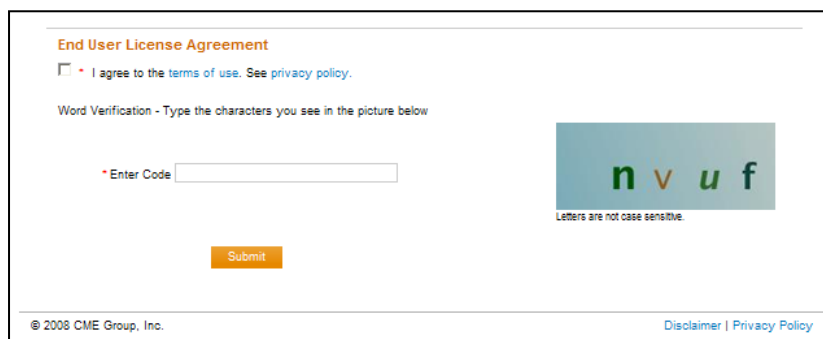
- \* C360 Registration
- \* Firm Administrator Dashboard
- \* CME Globex Credit Controls
- \* FirmSoft
- \* Co-Location Portal
- \* Galax-C Web Admin

Once you have filled out all the required information, you can enter your desired SmartClick ID – Please note that it must be unique, and you will be alerted and prevented from registering if it is not. You will be able to change your SmartClick ID once you have established it, if you wish.



**Login Information**

- \* SMART Click ID
- \* Create New Password
- \* Confirm New Password
- \* Security Question
- \* Security Answer
- \* Confirm Security Answer



**End User License Agreement**

\* I agree to the [terms of use](#). See [privacy policy](#).

Word Verification - Type the characters you see in the picture below

\* Enter Code

© 2008 CME Group, Inc. [Disclaimer](#) | [Privacy Policy](#)

Agree to the terms of use, complete the code and click 'Submit'.

Once you have submitted a successful application, you should see a page that affirms your SMARTClick ID and relevant information. If you ever need to make updates to this information, your password or ID, login using your current information at <https://smartclick.cmegroup.com/smartclick/login.action> and make any changes as necessary.

If you have forgotten your password or ID, follow the applicable links on that page. If you need additional SMARTClick related support, you can call our general customer helpline at 312-930-3444.

## 2) Getting Access to DataPoint via SMARTClick

---

Once you have created your SMARTClick ID, **you need to contact your CME Group Account Manager to have access to DataPoint granted to that ID.**

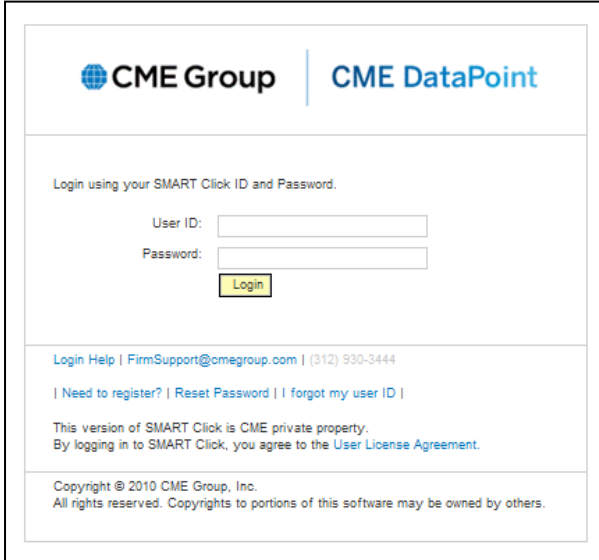
If you do not know your CME Group Market Data Account Manager is, you can send an email to [marketdata@cmegroup.com](mailto:marketdata@cmegroup.com) and someone will either respond with that information or send your request along to the appropriate person.

Once your ID has been granted access to DataPoint, you will receive a confirmation email with links to our site and user guide – delivered to the email address used to set up your SMARTClick ID.

## 3) Logging into DataPoint with your SMARTClick ID

---

Once you have received your confirmation email from [datapoint@cmegroup.com](mailto:datapoint@cmegroup.com), navigate to <https://datapoint.cmegroup.com>



CME Group | CME DataPoint

Login using your SMART Click ID and Password.

User ID:

Password:

Login

Login Help | FirmSupport@cmegroup.com | (312) 930-3444

| Need to register? | Reset Password | I forgot my user ID |

This version of SMART Click is CME private property.  
By logging in to SMART Click, you agree to the [User License Agreement](#).

Copyright © 2010 CME Group, Inc.  
All rights reserved. Copyrights to portions of this software may be owned by others.

Here you can login using your ID and Password and start using DataPoint.

A comprehensive user guide, introductory video and additional documentation are all available here: <http://www.cmegroup.com/datapoint> and if you have any questions you can always email us at [datapoint@cmegroup.com](mailto:datapoint@cmegroup.com) or call us at 312-634-8395.